



2018-19 SEASON

# TIGER BASKETBALL

OLIVET NAZARENE UNIVERSITY

**SPORTS INFORMATION POLICY:**

Any questions concerning teams, players or coaches should be directed to the Sports Information Department of Olivet Nazarene University. The Sports Information Department can be found in the Leslie Parrott Convocation/Athletic Center.

Team and Individual statistics will be available after the game. Standard NAIA statistical form will be used.

<http://portal.stretchinternet.com/olivet/> for live streaming of athletic events  
[www.onutigers.com](http://www.onutigers.com) for more information about athletics at Olivet.

Follow us on Twitter: @ONUathletics and @ONUHoops



The Chicagoland Collegiate Athletic Conference (CCAC) is one of the largest and strongest conferences in the NAIA.  
[www.ccacsports.com](http://www.ccacsports.com)



The NAIA is proud to be home to nearly 300 institutions, each dedicated to displaying character and respect in academics and athletics.  
[www.naia.org](http://www.naia.org)



# TABLE OF CONTENTS

At A Glance	4-5
Season Preview	6-7
Coaching Staff	8-9
Varsity Schedule	10
2017 Results	11
Varsity Roster	12
Varsity Player Profiles	13-15
Junior Varsity Schedule	16
Junior Varsity Player Profiles	17
Tigers Off the Court	18-19
Opponents	20-21
Season-by-Season	22
All-Time Honors	24
NAIA All-Americans	25
Program History	26-28
All-Time Program Stats/Top 20	29-31

## QUICK REFERENCE

Olivet Nazarene University is located in Bourbonnais, Ill.

Founded: 1907

Enrollment: 4,675

Nickname: Tigers

School Colors: Purple and Gold

Affiliation: NAIA

Conference: CCAC

University President: Dr. John C. Bowling

Director of Athletics: Gary Newsome

Sports Information: Wendy Reid

Head Athletic Trainer: Alicia Mikulski

Athletics Administrative Assistant: Dawn Waldron

Athletics Office Fax: 815-939-7933

Photographs: Image Group Photography

Media Guide Layout and Design: Dawn Waldron

# OLIVET AT-A-GLANCE



600+

intercollegiate athletes

3.29

average athlete GPA

20

varsity teams



PERRY CENTER



MCHE ARENA



VARSITY LOCKER ROOM



VARSITY WEIGHT ROOM

275

acres; 35 buildings

24

average university ACT

17:1

student-faculty ratio

140+

areas of study

## SEASON PREVIEW

This season's version of ONU men's basketball — the 53rd team in program history — carries on the tradition of excellence set by those that have come before them. The previous 52 teams accumulated over 1,000 wins and helped solidify a strong tradition within NAIA Basketball.

High standards and expectations for this year's team carry on that tradition. This year, the Tigers will take the floor without a senior in the roster. The key for this team is plenty of leadership and experience back from a team that went 14-16 and finished .500 in 2017-18 Chicagoland Collegiate Athletic Conference (CCAC) play.

The 2018-19 Tigers are hungry and have a strong desire to accomplish more, including national tournament competition. They will depend heavily on a handful of seasoned veterans and talented, emerging players who are ready to make an immediate impact. Their mix of versatility, defensive toughness and players with multiple offensive skills will enable them to reach their goals.

Although this year's squad will look different in many ways, the Tigers return a solid core that has already demonstrated ability. Leading the way for the Tigers this season — and back after another exceptional campaign — is 6-foot, 5-inch junior Nic Reed (New Albany, Ind.). He returns as arguably the favorite to earn CCAC Player of the Year honors after finishing runner-up last season and third in 2016-17.

Reed was named to the CCAC First Team All-Conference team, while earning NAIA Division II Honorable Mention All-America honors for a second time. He is the first in Tiger history to be named to an All-America honor in each of his first two seasons. In addition, he was named to the Small College Basketball Bevo Francis Award Top 100 Watch List.

Not only did Reed lead the Tigers in scoring in 2017-18 with 24.6 points per game, but he also led the entire CCAC for a second straight season and finished fourth in all of NAIA Division II. He played in all 30 of the Tigers' games and led the team in minutes (35.5). He also led the team in rebounds per game (8.5), defensive rebounds (192), offensive rebounds (64), free-throws made and attempted (180-of-215) and field goals made and attempted (251-490). He was second on the team in three-point field goals made (55), three-pointers attempted (127), three-point percentage (.433), steals (27), and third in assists (89).

Reed also finished 2017-18 with a team-high 11 double-doubles (16th in NAIA Division II) and scored in double figures in 29 of 30 games. He scored 20 or more points 24 times and 30-plus points in eight games. On Jan. 17, 2018, he recorded a career-high 51 points against Indiana University-South Bend, breaking the 42-year-old program record for points in a game.

In only two seasons, Reed has etched his name in the Tiger record books. He has already scored 1,432 career points for 19th most in Tiger history. He has also made 344 free-throws and attempted 406 in his career, good for 10th and 15th most in program history, respectively. His 530 rebounds and 98 made three-pointers are totals nearing the top 20 in their respective categories.

In addition to his unparalleled productivity, Reed brings leadership and experience that will be valuable to this year's squad. He also provides a toughness and endurance like few before him. The coaching staff and his teammates are excited to see how he will continue to develop and stretch his game in his junior season. He certainly has the unwavering work ethic and relentless attitude to reach his goals and lead the Tigers closer to theirs.

In his first two seasons, 6-foot, 1-inch junior Dane Schlafley (Peoria, Ill.) has played in 56 games and logged over 1,500 minutes at the point guard position. He brings a wealth of experience to an essential position on the floor.

During the 2017-18 season, Schlafley started 25 games and missed six due to injury. He played the third-most minutes (29.5), averaged 5.9 points and 3.0 rebounds. He led the team in assists with 127 (5.1 per game) and steals (28). He finished

second in the CCAC in assists and first in assist-to-turnover ratio (2.9).

Schlafley's ability to score and shoot the basketball continue to develop. Over the summer and so far in practice, he has shown an assertiveness and increase in efficiency from behind the arc and in his overall offensive game. He also brings an intensity and toughness unmatched by his most worthy competitors. This has helped solidify him as one of the best floor generals and on-the-ball defenders in the CCAC.

Returning for his second season is the versatile John Contant (Hickory Hills, Ill.). As a freshman, he stepped up and played multiple positions, which first-year players rarely get the opportunity to experience.

Contant played a major role for the Tiger perimeter game in 2017-18, seeing significant time in all 30 games. He also saw time as a point guard late in the season, starting six games while Schlafley was down with an injury. Contant posted averages of 5.9 points per game and 23.9 minutes per contest. He grabbed 2.6 rebounds and assists per game. He led the team in three-point percentage going 31-for-68 (.456), while shooting 70.7 percent from the free-throw line.

This season, Contant will be asked to move into a leadership role on the perimeter as one of only a few with game experience. His ability to defend and handle the ball will be utilized greatly as he becomes a more productive rebounder and more efficient and productive scorer.

Helping bolster the Olivet Tigers' perimeter game are two sophomores, C.J. Smith (Cumming, Ga.) and Gavin Griggs (Middletown, Ind.). Smith is a 6-foot guard who played bundles of minutes at the point guard position for the Tiger junior varsity. Now in his second year, he will be asked to back up the position and also add depth as an off-guard. He improved throughout his first year and upgraded his decision-making ability. He also possesses a special skill that the Tigers will miss with the graduation of Chris Green: the ability to shoot from behind the arc consistently.

Gavin Griggs joins Smith as another second-year player who will launch into a more noteworthy role on the perimeter. He played with Smith on the junior varsity last year and used that experience to improve greatly. He is tough-minded and a strong athlete who will add size to the position. Griggs plays a more slashing, attacking style and will be able to take advantage of matchups in the post. In addition, he has expanded his game by working on his shot over the past 12 months.

Luke Tuttle (Hampshire, Ill.) — a 6-foot, 5-inch junior — is the only other Tiger on the varsity who has multiple-year experience. Last year as a sophomore, he played in all 30 games, averaging 5.7 points and grabbing 2.9 rebounds. He also made 25 three-pointers at a 33.3 percent clip, after shooting 48.8 percent his freshman season. Now in his junior season, he looks stronger, quicker and ready to take leaps forward for his team that will rely on all of the experience possible. In 2018-19, he could see time on the perimeter while bringing significant size to the position. He will again be asked to provide depth and knowledge to the postgame.

Kensen Vaughan (Red Oak, Texas) is a 6-foot, 7-inch junior who will play multiple positions. In 2017-18, he played a large amount of minutes on the junior varsity and in 15 games for the varsity. He adds size and versatility to an Olivet team that will be relying on both all year long. He provides athleticism and the ability to run at both the perimeter and post positions. He will be able to score inside, get out in transition, rebound and will help defensively with multiple matchups.

Joining Vaughan inside is sophomore Tanner Langley (Eagle, Idaho). Langley played exclusively on the junior varsity a year ago. Following a season of maturation, he is ready to help a varsity squad with depth in the post. The athletic and quick inside-out player, who can shoot the three, will help the Tigers' transition game.

In 2017-18, the ONU coaching staff found it vital for its inside game to sign an impact player. They landed a very exciting addition in 6-foot, 9-inch Alex Gross (Hope, Ind.). He played his prep career for Hauser High School near Columbus,



Indiana. During his senior season, he led his team to a 17-7 record and the 2018 Mid-Hoosier Conference regular season title. He had a great career, capped off by an outstanding senior season in which he averaged 15.0 points, 10.0 rebounds and 4.0 assists.

Gross was selected by The Republic as the 2018 Player of the Year and garnered Mid-Hoosier All-Conference and team MVP honors. He also was selected to play in his second consecutive All-Star Game, sponsored by The Republic. His final season was highlighted by a career-high 30 points in a win over Morristown, the eventual state champions, where he also grabbed 15 rebounds and had seven assists.

Expectations are high for Gross, as he has great potential to help the Tigers from day one. He brings a bevy of talent and understanding, not to mention a great set of hands and soft touch. The goal is for Gross to become a consistent target in the lane and a rim protector on the defensive end, while helping open up the perimeter game.

Like many teams before them, this season's Tigers will stare down one of the toughest schedules in all of NAIA Division II. Seven of their opponents should receive preseason rankings, and the Tigers will play six of those games away from McHie Arena.

Olivet will play 20 games total in conference play, 13 of those after the first of the year. Seven of the first semester games are in CCAC play, and four of those will be played at McHie Arena.

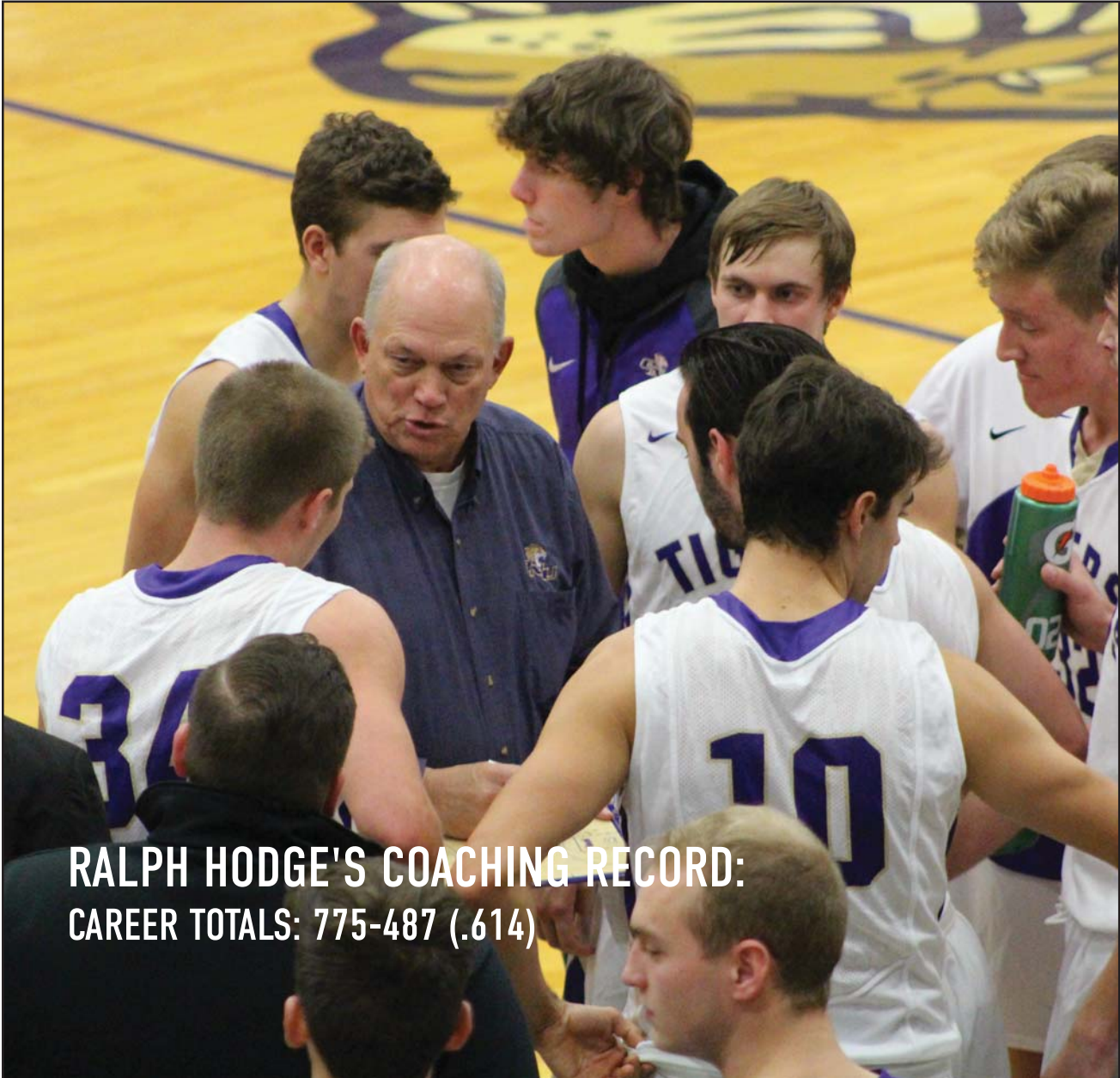
The season opener is the annual Homecoming game on Saturday, Oct. 26, against Brescia University (Ky.). The Tigers will then hit the road for five consecutive games, including a matchup with the defending NAIA Division II National Champions, Indiana Wesleyan University, on Nov. 2.

Olivet's remaining nonconference opponents this season are: University of Indianapolis, Dec. 4; Lincoln College (Ill.), Nov. 6/Jan. 14; Goshen College (Ind.), Nov. 3; Mount Vernon Nazarene University (Ohio), Nov. 9; and Cornerstone University (Mich.) or Union College (Ky.), Nov. 10.

The weekend following Christmas, the Tigers travel to West Palm Beach, Fla., for the second consecutive year. They will play two games at Keiser University (Fla.) on Saturday and Sunday, Dec. 29 and 30, against Keiser and Concordia University-Montreal (Canada).

Find more about Olivet Tiger basketball at [outigers.com](http://outigers.com).

COACHING STAFF



**RALPH HODGE'S COACHING RECORD:**  
CAREER TOTALS: 775-487 (.614)



# RALPH HODGE

## Head Coach

Awards and Recognition:

Hall of Fame Inductions:

- NAIA Hall of Fame (2014), first from Olivet Nazarene University to receive honor
- ONU Athletics Hall of Fame (2014, coach/1988, athlete)
- Illinois Basketball Coaches Association Hall of Fame (2004)
- Chicagoland Collegiate Athletic Conference (CCAC) Hall of Fame (2002)

As a Coach:

- Winningest active coach in NAIA Division I & II Men's Basketball
- 18 NAIA National Tournament appearances (2016, 2015, 2011, 2010, 2008, 2007, 2006, 2003, 2002, 2000, 1999, 1998, 1997, 1995, 1992, 1991, 1990, 1989)
- NAIA Fab Four (2000)
- NAIA Elite Eight (2006, 2003, 2002)
- Chicagoland Collegiate Athletic Conference
  - 12 Regular Season Championships (2015, 2006, 2003, 2002, 2000, 1999, 1998, 1997, 1995, 1994, 1993, 1991, 1990, 1989)
  - Six Tournament Championships (2015, 2000, 1999, 1998, 1997, 1995)
- Nine-time CCAC Coach of the Year
- IBCA NAIA Division II Coach of the Year (2016, 2015)
- Recorded 33 winning seasons, 20 seasons of 20-plus wins, and 15 straight from 1989-2003
- 12 NAIA All-Americans (including multiple year selections)
  - 15 NAIA Honorable Mention All-Americans (including multiple year selections)
- 97 CCAC All-Conference players
- 37 Daktronics-NAIA Scholar-Athletes
- Has been a part of 1,417 of the 1,616 games in program history (.877)



## NICK BIRKEY

ASSISTANT COACH

- Helped ONU to 181-128 (111-53, CCAC) record (2008-present)
- CCAC Regular Season Co-Champions (2015)
- CCAC Tournament Champions (2015)
- CCAC South Division Regular Season Champions (2016, 2014)
- NAIA Men's Basketball National Championship appearances (Division II, 2016 & 2015) (Division I, 2011 & 2010)
- Helped ONU to 77 wins (2003-2007) and two NAIA Division I National Championship appearances (2007, 2006) and Elite Eight (2006)



## CHRIS GREEN

GRADUATE ASSISTANT



Support Staff: (L-R) Duke Wilson, Jake Tuttle and Cordell Hart

# 2018 SCHEDULE

Date	Opponent	Time
Oct. 27	<b>Brescia University (Ky.) (Homecoming)</b>	7:30 p.m.
Nov. 2-3	Caleb Dimmich Memorial Classic (Indiana Wesleyan University, Marion, Ind.) Indiana Wesleyan University vs. Goshen College (Ind.)	6 p.m. (EST) 3 p.m. (EST)
Nov. 6	Lincoln College (Ill.)	7:30 p.m.
Nov. 9-10	Homecoming Classic (Mount Vernon Nazarene University, Mount Vernon, Ohio) Mount Vernon Nazarene University (Ohio) vs. Union College (Ky.)/Cornerstone University (Mich.)	7:30 p.m. (EST) 2 p.m. (EST)
Nov. 14	<b>St. Ambrose University (Iowa)*</b>	7:30 p.m.
Nov. 17	<b>Governors State University (Ill.)*</b>	3 p.m.
Nov. 20	Roosevelt University (Ill.)*	7:30 p.m.
Nov. 28	Cardinal Stritch University (Wis.)*	7:30 p.m.
Dec. 1	<b>Trinity Christian College (Ill.)*</b>	3 p.m.
Dec. 4	University of Indianapolis	7 p.m. (EST)
Dec. 8	University of St. Francis (Ill.)*	3 p.m.
Dec. 15	<b>Trinity International University (Ill.)*</b>	7 p.m.
Dec. 29	Keiser University (Fla.)	4 p.m. (EST)
Dec. 30	vs. Concordia University-Montreal (Canada) at Keiser University (Fla.)	6 p.m. (EST)
Jan. 5	<b>Holy Cross College (Ind.)</b>	3 p.m.
Jan. 9	Judson University (Ill.)*	7:30 p.m.
Jan. 12	<b>Robert Morris University-Illinois*</b>	3 p.m.
Jan. 14	<b>Lincoln College (Ill.)</b>	7 p.m.
Jan. 16	Indiana University-South Bend*	7:30 p.m. (EST)
Jan. 19	Saint Xavier University (Ill.)*	3 p.m.
Jan. 23	<b>Calumet College of St. Joseph (Ind.)*</b>	7:30 p.m.
Jan. 26	St. Ambrose University (Iowa)*	3 p.m.
Jan. 30	Governors State University (Ill.)*	7 p.m.
Feb. 2	<b>Roosevelt University (Ill.)*</b>	3 p.m.
Feb. 6	<b>Cardinal Stritch University (Wis.)*</b>	7:30 p.m.
Feb. 9	Trinity Christian College (Ill.)*	3 p.m.
Feb. 13	<b>University of St. Francis (Ill.)* (Senior Night)</b>	7:30 p.m.
Feb. 16	Trinity International University (Ill.)*	3 p.m.
Feb. 19-23	CCAC Division II Tournament	
Mar. 6-12	2019 NAIA Division II Men's Basketball National Championship (Sanford Pentagon, Sioux Falls, S.D.)	

\* Conference Event

Bold: Home Event

## 2017 RESULTS

Date	Opponent		Score
10/27/17	ST. FRANCIS (IN)	L	83-93
^ 11/03/17	at Columbia College	L	59-81
^ 11/04/17	vs William Woods University	W	89-68
11/10/17	INDIANA TECH	L	63-78
11/11/17	AQUINAS COLLEGE	W	72-67
* 11/15/17	at St. Ambrose University	L	68-71
* 11/18/17	GOVERNORS STATE UNIVERSITY	L	75-90
* 11/21/17	at Roosevelt University	L	74-75
* 11/29/17	CARDINAL STRITCH UNIVERSITY	W	68-57
* 12/02/17	at Trinity Christian College	W	75-68
* 12/09/17	UNIVERSITY OF ST. FRANCIS (IL)	L	67-71
* 12/16/17	at Trinity International Univ.	W	99-83
12/18/17	OHIO CHRISTIAN UNIVERSITY	W	99-77
12/29/17	at Keiser University	W	95-89
12/30/17	vs Edward Waters College	L	70-75
01/02/18	at St. Thomas University	L	77-101
* 01/06/18	at Holy Cross College	L	54-74
* 01/10/18	JUDSON UNIVERSITY	W	86-79
* 01/13/18	at Robert Morris University-IL	W	93-77
* 01/17/18	INDIANA UNIVERSITY SOUTH BEND	W	94-88
* 01/20/18	SAINT XAVIER UNIVERSITY	L	79-98
* 01/24/18	at Calumet College of St. Joseph	L	63-73
* 01/27/18	ST. AMBROSE UNIVERSITY	W	96-68
* 01/31/18	at Governors State University	L	82-88
* 02/03/18	ROOSEVELT UNIVERSITY	W	71-52
* 02/07/18	at Cardinal Stritch University	L	77-80
* 02/10/18	TRINITY CHRISTIAN COLLEGE	W	77-75
* 02/14/18	at University of St. Francis (IL)	W	81-68
* 02/17/18	TRINITY INTERNATIONAL UNIV.	L	88-93
# 02/21/18	at Governors State University	L	76-83

^ = Cougars vs. Cancer Tip-Off Classic (Columbia College)  
 \* = CCAC Game # = CCAC Tournament  
 ! = NAIA Division II National Championships (Sioux Falls, S.D.)




## VARSITY ROSTER



No.	Name	Year.	Pos.	Ht.	Wt.	Hometown
4	Dane Schlafley	Jr.	G	6-1	171	Peoria, Ill.
10	Christian Straw	Fr.	G	5-11	156	Bourbonnais, Ill.
12	C.J. Smith	So.	G	6-0	185	Cumming, Ga.
14	Kensen Vaughan	Jr.	G/F	6-7	193	Red Oak, Texas
22	Gavin Griggs	So.	G	6-3	198	Middletown, Ind.
23	Luke Tuttle	Jr.	F	6-5	170	Hampshire, Ill.
24	James Owen	Fr.	F	6-5	178	Chicago, Ill.
25	John Contant	So.	G	6-2	181	Hickory Hills, Ill.
32	Nic Reed	Jr.	F	6-5	205	New Albany, Ind.
34	Tanner Langley	So.	F	6-5	205	Eagle, Idaho
42	Logan Chitty	Jr.	F	6-6	248	White Heath, Ill.
45	Alex Gross	Fr.	C	6-9	257	Hope, Ind.
RS	Jonathan Chycinski	Fr.	C	6-8	237	Sussex, Wis.

PLAYER PROFILES



# DANESCHLAFLEY

#4 | Junior | Guard | 6-1 | 169 | Peoria, Ill. | Richwoods HS



# KENSENVAUGHAN

#14 | Junior | Guard/Forward | 6-7 | 193 | Red Oak, Texas | Richwoods HS

2017-2018: CCAC All-Academic Team



# LUKETUTTLE

#23 | Junior | Forward | 6-5 | 170 | Hampshire, Ill. | Hampshire HS

2017-2018: CCAC All-Academic Team



# NICREED

#32 | Junior | Forward | 6-5 | 205 | New Albany, Ind. | Christian Academy of Indiana


2017-2018: NAIA All-America Honorable Mention...CCAC First Team All-Conference...Small College Basketball Bevo Francis Award Top 100 Watch List...CCAC All-Academic Team...NAIA Division II National Player of the Week (1/23)...CCAC Player of the Week (12/19, 12/26, 1/2, 1/16, 1/23, 2/6)...broke ONU single-game scoring record (51 points)

2016-2017: NAIA All-America Honorable Mention, CCAC First Team All-Conference, CCAC Freshman of the Year, NAIA Division II National Player of the Week (2/21), CCAC Player of the Week (1/24, 2/14, 2/21)



# LOGANCHITTY

#42 | Junior | Forward | 6-6 | 248 | White Heath, Ill. | Judah Christian HS



# C.J. SMITH

#12 | Sophomore | Guard | 6-0 | 185 | Cummings, GA | Forsyth Central HS



PLAYER PROFILES



# GAVINGRIGGS

#22 | Sophomore | Guard | 6-3 | 198 | Middletown, Ind. | Shenandoah HS



# JOHNCONTANT

#25 | Sophomore | Guard | 6-2 | 181 | Hickory Hills, Ill. | Amos Alonzo Stagg HS



# TANNERLANGLEY

#34 | Sophomore | Forward | 6-5 | 205 | Eagle, Idaho | Cole Valley Christian HS



# CHRISTIANSTRAW

#10 | Freshman | Guard | 5-11 | 156 | Bourbonnais, Ill. | Bradley-Bourbonnais Community HS



# JAMESOWEN

#24 | Freshman | Forward | 6-5 | 178 | Chicago, Ill. | Walther Christian Academy



# ALEXGROSS

#45 | Freshman | Center | 6-9 | 257 | Hope, Ind. | Hauser HS

# JUNIOR VARSITY ROSTER



## 2018 JUNIOR VARSITY SCHEDULE

<u>Date</u>	<u>Opponent/Location</u>	<u>Time</u>
Oct. 27	Harper College (Ill.)	12 p.m.
<b>Oct. 31</b>	<b>Judson University (Ill.) JV</b>	7 p.m.
Nov. 7	Kankakee Community College (Ill.)	7 p.m.
<b>Nov. 12</b>	<b>Kennedy-King College (Ill.)</b>	7 p.m.
Nov. 15	Trinity Christian College (Ill.) JV	7 p.m.
Nov. 26	Parkland College (Ill.)	7 p.m.
<b>Nov. 6</b>	<b>Joliet Junior College (Ill.)</b>	7 p.m.
Dec. 11	Moraine Valley Community College (Ill.)	7 p.m.
<b>Jan. 14</b>	<b>Illinois Wesleyan University JV</b>	5 p.m.
Jan. 17	Kennedy-King College (Ill.)	7 p.m.
Jan. 21	North Central College (Ill.) JV	7 p.m.
<b>Jan. 24</b>	<b>Trinity Christian College (Ill.) JV</b>	7 p.m.
<b>Jan. 31</b>	<b>Kankakee Community College (Ill.)</b>	7 p.m.

**Bold: Home Game**

## JUNIOR VARSITY PLAYER PROFILES



### HAYDEN RANKIN

#4 | Freshman | Guard | 6-3 | 175 | Davis, Ill. | Dakota Senior HS



### SCOTT DIEHL

#13 | Freshman | Guard | 5-9 | 152 | Rollingwood, Texas | Veritas Academy



### CALEB BLAU

#14 | Freshman | Guard | 5-9 | 171 | Joliet, Ill. | Families of Faith Christian Academy



### JAMETRIEL HUDSON

#23 | Freshman | Guard | 6-0 | 210 | Rantoul, Ill. | Rantoul HS



### DAVID KRUMSIEG

#25 | Freshman | Forward | 6-4 | 188 | Lebanon, Ill. | Lebanon HS



### LOGAN MCCANN

#32 | Freshman | Guard | 6-1 | 175 | Lindenhurst, Ill. | Lakes Community HS



### RAY KERCKHOFF

#45 | Sophomore | Forward | 6-5 | 222 | Tuscola, Ill. | Tuscola HS



### MATT POORTENGA

#52 | Sophomore | Forward | 6-5 | 205 | Madaryville, Ind. | West Central HS



### CHRISTI DUNNING

RS | Senior | Guard | 6-4 | 199 | West Frankfort, Ill. | Frankfort Community HS



### JONATHAN CHYCINSKI

RS | Freshman | Center | 6-8 | 237 | Sussex, Wis. | Arrowhead HS



# OFF THE COURT



When the Tigers aren't hard at work on the court and in the classroom, they are often giving back to the community and sharing their talents with children through various camps.

The summer of 2018 saw more than 205 children — the largest total in recent history — attend of three summer individual basketball camps held at Olivet Nazarene University. The Tigers also hosted a record-high 48 statewide prep teams, representing 14 schools from the local area, for their two high school shootouts.



Early in the fall of 2018, the Tigers had the unique opportunity to spend the weekend on the campus of the University of Illinois - Champaign at the well-known State Farm Center. Ed Janka and Nike Championship Basketball Clinics invited ONU to work as the demonstration team and assist such coaches as Bo Ryan, Bo Hurley, Doug Bruno, Kermit Davis and Brad Underwood during their on-the-court sessions. It was an outstanding weekend getting the chance to be spend time with and be coached by some of the best to ever do it.



Additionally, the Tigers joined with the women's basketball team to spend time with members of River Valley Recreation. For the fourth consecutive year, they helped provide an evening of exercise and fun for the mentally disabled.

In September, the Tigers participated in the American Red Cross Blood Drive for the fourth consecutive season. This event is sponsored by the ONU Nursing Students' Association (NSA).



ONU will return this February for a 12th year to Chicago Heights Church of the Nazarene in Chicago Heights, Ill., to spend the day with a youth basketball league, Nazarene Athletics. After attending the worship service and having lunch with the children, Tigers' players and coaches will hold a clinic, including drills, contests to win prizes and even an autograph session.

Mid-season, the Tigers have the special opportunity to take an annual trip to a warm-weather state around the Christmas season. Over the past five seasons, they have visited Florida four times and Arizona in December 2016. This past season the Tigers played games in West Palm Beach and Miami Gardens, Florida. Also, the Tigers have taken trips to Hawaii and California multiple times during history of the program. This season, the Tigers will return to West Palm Beach, Florida and Keiser University for a two-game stint.

## CONFERENCE OPPONENTS

1

Trinity International University  
Location: Deerfield, Ill.  
Home Arena: Meyers Sports Complex



2

Saint Xavier University  
Location: Chicago, Ill.  
Home Arena: Shannon Center



3

Robert Morris University-Illinois  
Location: Chicago, Ill.  
Home Arena: RMU Athletic & Convocation Center



4

Judson University  
Location: Elgin, Ill.  
Home Arena: Lindner Fitness Center



5

Roosevelt University (Ill.)  
Location: Chicago, Ill.  
Home Arena: Lillian and Larry Goodman Center



6

Trinity Christian College (Ill.)  
Location: Palos Heights, Ill.  
Home Arena: Trinity Athletics and Recreation Complex



7

University of St. Francis  
Location: Joliet, Ill.  
Home Arena: Pat Sullivan Center



# CONFERENCE OPPONENTS



Governors State University  
 Location: University Park, Ill.  
 Home Arena: Athletics and Recreation Center **8**



Cardinal Stritch University  
 Location: Milwaukee, Wis.  
 Home Arena: Cardinal Stritch University Field House **9**



Holy Cross College  
 Location: Notre Dame, Ind.  
 Home Arena: McKenna Arena **10**



Indiana University-South Bend  
 Location: South Bend, Ind.  
 Home Arena: Student Activities Center **11**



Calumet College of St. Joseph (Ind.)  
 Location: Whiting, Ind.  
 Home Arena: Dennis and Leslie Rittenmeyer Center **12**



St. Ambrose University (Iowa)  
 Location: Davenport, Iowa  
 Home Arena: Lee Lohman Arena **13**

NON-CONFERENCE OPPONENTS	
Brescia University (Ky.) Location: Owensboro, Ky.	Indiana Wesleyan University Location: Marion, Ind.
Concordia University – Montreal (CA) Location: Montreal, Canada	Keiser University (Fla.) Location: West Palm Beach, Fla.
Cornerstone University (Mich.) Location: Grand Rapids, Mich.	Lincoln College (Ill.) Location: Lincoln, Ill.
Goshen College (Ind.) Location: Goshen, Ind.	Union College (Ky.) Location: Barbourville, Ky.
Mount Vernon Nazarene University (Ohio) Location: Mount Vernon, Ohio	University of Indianapolis Location: Indianapolis, Ind.

# SEASON-BY-SEASON RECORD

## C.W. Ward

YEAR	COACH	W-L	MVP
1966-67	C.W. Ward	4-6	Ray Williams
1967-68	C.W. Ward	5-6	Larry Mulder
1968-69	C.W. Ward	16-11	Tom Pasko
1969-70	C.W. Ward	19-10	Dan Harris, Don Neal
1970-71	C.W. Ward	15-13	Don Neal
1971-72	C.W. Ward	21-13	Larry Schmallfeldt
1972-73	C.W. Ward	22-8	Pat Allen
1973-74	C.W. Ward	13-14	Ralph Hodge, Barry Stevenson
1974-75	C.W. Ward	30-4	Ralph Hodge, Jim Shoff
1975-76	C.W. Ward	23-7	Ted Allen, Jim Shoff

## Frank Wilson


YEAR	COACH	W-L	MVP
1976-77	Frank Wilson	22-11	Steve Harris, Gerald Steagall
1977-78	Frank Wilson	24-9	Steve Harris
1978-79	Frank Wilson	17-11	Don Stevens

## Ralph Hodge

YEAR	COACH	W-L	MVP
1979-80	Ralph Hodge	15-13	Gary Corzett
1980-81	Ralph Hodge	20-9	Gary Corzett
1981-82	Ralph Hodge	14-13	Pat Martin
1982-83	Ralph Hodge	9-17	Skyler Hasselbring
1983-84	Ralph Hodge	19-10	John Allhan
1984-85	Ralph Hodge	15-13	Todd Leander
1985-86	Ralph Hodge	14-19	Kenton Hasselbring
1986-87	Ralph Hodge	11-20	Dennis Metcalf
1987-88	Ralph Hodge	19-17	Jeff Prather
1988-89	Ralph Hodge	22-9	Jeff Prather
1989-90	Ralph Hodge	26-10	Steve McCarty
1990-91	Ralph Hodge	22-13	Mike Carr, Kent Chezem
1991-92	Ralph Hodge	25-11	Bob Cook
1992-93	Ralph Hodge	23-10	Bob Cook
1993-94	Ralph Hodge	26-8	Corey Zink
1994-95	Ralph Hodge	21-15	Corey Zink
1995-96	Ralph Hodge	20-14	Jeff Dillingham
1996-97	Ralph Hodge	21-13	Jeff Dillingham, Jack Michaels
1997-98	Ralph Hodge	28-9	Chris Graham
1998-99	Ralph Hodge	28-9	Jack Michaels
1999-00	Ralph Hodge	30-9	Lee Coomler
2000-01	Ralph Hodge	22-11	Zach Freeman
2001-02	Ralph Hodge	27-9	Zach Freeman
2002-03	Ralph Hodge	23-14	Jeremy Riddle
2003-04	Ralph Hodge	15-16	Jeremy Riddle
2004-05	Ralph Hodge	20-12	Jonathan Williams
2005-06	Ralph Hodge	23-11	Stan Chismark
2006-07	Ralph Hodge	19-10	Stan Chismark, Phil French
2007-08	Ralph Hodge	17-15	Phil French
2008-09	Ralph Hodge	16-15	Tyler Wallenfang
2009-10	Ralph Hodge	19-11	Tyler Wallenfang
2010-11	Ralph Hodge	21-12	Cory Hainlen
2011-12	Ralph Hodge	19-12	Antonio Marshall
2012-13	Ralph Hodge	18-13	Jake Boyce
2013-14	Ralph Hodge	16-13	Aaron Larson
2014-15	Ralph Hodge	25-9	Aaron Larson
2015-16	Ralph Hodge	18-11	Aaron Larson
2016-17	Ralph Hodge	15-16	Nic Reed
2017-18	Ralph Hodge	14-16	Nic Reed



Totals – 52 years - 1,006-610 (.623)



### 1000<sup>th</sup> Win

Men's basketball coach Ralph Hodge played a role as either player or coach in 855 of the programs first 1,000 wins.

## ALL-TIME HONORS

### CCAC 2017-18 Award Winners

All-CCAC First Team: Nic Reed  
 NAIA Scholar Team: GPA - 3.41  
 NABC Team Academic Excellence Award

All-Academic Team: Solomon Barwegen  
 Luis Becerra Dominguez  
 Chris Green  
 Nic Reed  
 Zach Tuxhorn  
 Kensen Vaughan

NABC Honors Court: Solomon Barwegen  
 Luis Becerra Dominguez  
 Chris Green  
 Zach Tuxhorn

### ALL-CCAC AWARD WINNERS

(Remaining All-CCAC selections found at [onutigers.com/MBB\\_All-CCAC](http://onutigers.com/MBB_All-CCAC))

1989 Jeff Prather (Player of the Year)  
 1990 Steve McCarty (Player of the Year)  
 1993 Bob Cook (Player of the Year)  
 1994 Corey Zink (Player of the Year)  
 1997 Jack Michaels (Player of the Year)  
 Brian McCauley (Freshman of the Year)  
 2000 Lee Coomler (Player of the Year)  
 2001 Jeremy Riddle (Freshman of the Year)  
 2005 Phil French (Freshman of the Year)  
 2009 Antonio Marshall (Co- Freshman of the Year)  
 2010 Jordan Harks (Freshman of the Year)  
 Cory Hainlen (Sixth Man of the Year)  
 2013 Aaron Larson (Freshman of the Year)  
 2017 Nic Reed (Freshman of the Year)

### NAIA SCHOLAR-ATHLETES

Brian McCauley	2000
Drew Neal	2000
Matt Bromley	2001, 2002
Scott Hodge	2003
Aaron Hird	2003, 2004
Brandon Barr	2004, 2005
Zach Birkey	2005, 2006
Zach Johnson	2005, 2006
Phil Howell	2006
Tyler Baldwin	2009, 2010
Dustin Rennewanz	2009, 2010
Tyler Wallenfang	2009, 2010
Nick Klomstad	2011
Matt Wells	2011
Matt Ryan	2014, 2015
Taylor Tucker	2014, 2015, 2016
Reid Farchmin	2015, 2016
Abe Barwegen	2016, 2017
Ryan Carl	2016, 2017
Tyler Crater	2016, 2017
Chris Green	2018
Zach Tuxhorn	2018

### NAIA ALL-AMERICANS

Corey Zink	1994 (2nd Team)
	1995 (3rd Team)
Lee Coomler	2000 (2nd Team)
Zach Freeman	2001 (2nd Team)
	2002 (1st Team)
Jeremy Riddle	2003 (3rd Team)
Stan Chismark	2006 (3rd Team)
Phil French	2007 (2nd Team)
	2008 (2nd Team)
Antonio Marshall	2012 (3rd Team)
Aaron Larson	2015 (3rd Team)
	2016 (2nd Team)


### ONU RETIRED JERSEY NUMBERS

No. 20	Ralph Hodge	1972-75
No. 40	Jeff Prather	1986-89
No. 44	Cory Zink	1992-95
No. 50	Zach Freeman	1999-02


### NAIA ALL-AMERICAN HONORABLE MENTION

Jeff Prather	1989
Steve McCarty	1990
Jack Michaels	1997, 1999
Drew Neal	2000
Jeremy Riddle	2002
Stan Chismark	2007
Tyler Wallenfang	2009
Jordan Harks	2010
Rashad Mitchell	2010
Antonio Marshall	2011
Ben Worner	2012
Aaron Larson	2014
Nic Reed	2017, 2018

NAIA ALL-AMERICANS




Corey Zink  
1994, 1995




Lee Coomler  
2000




Zach Freeman  
2001, 2002



Jeremy Riddle  
2003




Stan Chismark  
2006



Phil French  
2007, 2008



Antonio Marshall  
2012



Aaron Larson  
2015, 2016

# PROGRAM HISTORY



National Championship recaps can be found online:  
[onutigers.com/National\\_Championships\\_History](http://onutigers.com/National_Championships_History)



## 1,000-POINT CLUB

- |     |                    |       |
|-----|--------------------|-------|
| 1.  | Zach Freeman       | 2,768 |
| 2.  | Ralph Hodge        | 2,449 |
| 3.  | Aaron Larson       | 2,132 |
| 4.  | Jeremy Riddle      | 1,960 |
| 5.  | Jeff Prather       | 1,948 |
| 6.  | Lee Coomler        | 1,913 |
| 7.  | Jim Shoff          | 1,867 |
| 8.  | Corey Zink         | 1,801 |
| 9.  | Jack Michaels      | 1,612 |
| 10. | Drew Neal          | 1,575 |
| 11. | Phil French        | 1,547 |
| 12. | Mike Carr          | 1,538 |
| 13. | Antonio Marshall   | 1,534 |
| 14. | Gary Corzett       | 1,509 |
| 15. | Larry Schmallfeldt | 1,491 |
| 16. | Pat Martin         | 1,456 |
| 17. | Tyler Wallenfang   | 1,438 |
| 18. | Stan Chismark      | 1,433 |
| 19. | Nic Reed           | 1,432 |
| 20. | Steve McCarty      | 1,423 |
| 20. | Bob Cook           | 1,423 |
| 22. | Tyler Crater       | 1,402 |
| 23. | Dave DeFries       | 1,393 |
| 24. | Ted Allen          | 1,371 |
| 25. | Tony Baker         | 1,345 |
| 26. | Brian McCauley     | 1,339 |
| 27. | Don Neal           | 1,329 |
| 28. | John Allhands      | 1,311 |
| 29. | Dennis Metcalf     | 1,274 |
| 30. | Gerald Steagall    | 1,262 |
| 31. | Austin Davis       | 1,239 |
| 32. | Daryl Nelson       | 1,222 |
| 33. | Kenton Hasselbring | 1,214 |
| 34. | Jeff Dillingham    | 1,149 |
| 35. | Todd Leander       | 1,146 |
| 36. | Zach Wagner        | 1,127 |
| 37. | Dan Fowler         | 1,115 |
| 38. | Cory Hainlen       | 1,082 |
| 39. | Brian Williams     | 1,079 |
| 40. | Jeff Residori      | 1,078 |
| 41. | Chris Graham       | 1,065 |
| 42. | Ben Worner         | 1,061 |
| 43. | David Grasse       | 1,030 |

## PROGRAM HISTORY

**NAIA Division I National Tournament appearances: (16) Record (12-16)**

**Most appearances at NAIA Division I National Championships for a team from Illinois**

1989 – Kansas City, Mo. (Kemper Arena)  
1990 – Kansas City, Mo. (Kemper Arena)  
1991 – Kansas City, Mo. (Kemper Arena)  
1992 – Second Round – Kansas City, Mo. (Kemper Aren  
1995 – Tulsa, Okla. (Mabee Center)  
1997 – Tulsa, Okla. (Mabee Center)  
1998 – Second Round – Tulsa, Okla. (Mabee Center)  
1999 – Second Round – Tulsa, Okla. (Mabee Center)  
2000 – Final Four – Tulsa, Okla. (Reynolds Center)  
2002 – Elite Eight – Kansas City, Mo. (Municipal Auditori  
2003 – Elite Eight – Kansas City, Mo. (Municipal Auditori  
2006 – Elite Eight – Kansas City, Mo. (Municipal Auditori  
2007 – Kansas City, Mo. (Municipal Auditorium)  
2008 – Kansas City, Mo. (Municipal Auditorium)  
2010 – Kansas City, Mo. (Municipal Auditorium)  
2011 – Kansas City, Mo. (Municipal Auditorium)

**NATIONAL ASSOCIATION OF  
INTERCOLLEGIATE ATHLETICS**



**NAIA Division II National Tournament appearances: (2) Record (0-2)**

2015 – Point Lookout, Mo. (Keeter Gymnasium – College of the Ozarks)  
2016 – Point Lookout, Mo. (Keeter Gymnasium – College of the Ozarks)

\*National Championship Recaps can be found online at [onutigers.com/National\\_Championships\\_History](http://onutigers.com/National_Championships_History)

**District/Conference Championships (16 regular season, 4 district, 6 tournament)**

Competed within NAIA District 20 until 1992 season

Member of Northern Illinois Intercollegiate Conference prior to 1987

Member of Chicagoland Collegiate Athletic Conference since 1987

1977 – NIIC  
1978 – NIIC  
1981 – NIIC  
1984 – NIIC  
1989 – CCAC Regular Season, NAIA District 20  
1990 - CCAC Regular Season, NAIA District 20  
1991 - CCAC Regular Season, NAIA District 20  
1992 - NAIA District 20  
1993 – CCAC Regular Season  
1994 – CCAC Regular Season  
1995 - CCAC Regular Season, CCAC Tournament  
1997 - CCAC Regular Season, CCAC Tournament  
1998 – CCAC Tournament  
1999 – CCAC Tournament  
2000 - CCAC Regular Season, CCAC Tournament  
2002 - CCAC Regular Season  
2003 - CCAC Regular Season  
2006 – CCAC Regular Season  
2015 – CCAC Regular Season, CCAC Tournament



# PROGRAM HISTORY

## INDIVIDUAL – SINGLE GAME

Points			
Nic Reed	51	vs. IU South Bend	2017-18
Rebounds			
Dan Fowler	30	vs. Lincoln Christian	1972-73
Assists			
Don Barr	16	vs. Judson	1979-80
Keith Peachy	16	vs. Concordia	1981-82
Free throws made			
Jim Shoff	21	vs. Grace College	1975-76
3-pointers made			
Austin Davis	9	vs. IU South Bend	2014-15

## INDIVIDUAL – SEASON

Points		
Zach Freeman	783 (21.8,39 games)	2001-02
Don Stevens	739 (26.4, 28 games)	1978-79
Rebounds		
Tom Pasko	393	1968-69
Assists		
Keith Peachy	229	1981-82
Free throws made		
Ralph Hodge	213-257	1972-73
Consecutive free throws made		
Jeff Residori	38	1992-93
3-pointers made		
Austin Davis	102-256	2014-15

## TEAM – SINGLE GAME

Points	142*	vs. Trinity Christian	1977-78
Points allowed	122	vs. Indiana Central	1971-72
Field goals	59	vs. Trinity Christian	1977-78
3-pointers	16	vs. Illinois Tech	2007-08
Margin of victory	86 (133-47)	vs. Robert Morris	1993-94

\*Most points record in a game at McHie Arena is 133, set versus Robert Morris during the 1993-94 season.

## TEAM – SEASON

Offensive Average	93.5 (34 games)	1971-72
Defensive Average	61.6 (33 games)	1976-77
3-pointers made	259 (.405)	2001-02
Consecutive Wins	16	1993-94
Consecutive Home Wins (McHie)	26*	1999-00
Consecutive Losses	7	1973-74

\* Consecutive wins record at Birchard Gymnasium is 19, set during the 1973-74 season.

## NAIA HALL OF FAME: MEN'S BASKETBALL

Ralph Hodge (coach) 2014

## ONU ATHLETICS HALL OF FAME: MEN'S BASKETBALL

C.W. Butch Ward (coach)	1982
Ray Williams	1985
Bill Ulmet	1986
Ralph "Tres" Hodge	1988
Tom Pasko	1989
Jim Shoff	1989
Daniel Fowler	1990
Larry Schmallfeldt	1990
Ted Allen	1991
Don Neal	1991
Larry Watson (coach)	1991
Gary Corzett	1992
Randy Tumblin	1995
Jeff Prather	1997
Steve McCarty	2000
Corey Zink	2006
Zach Freeman	2007
Lee Coomler	2009
Drew Neal	2009
Ralph Hodge (coach)	2014
Phil French	2015
1999-2000 Men's Basketball Team	2016
Jeremy Riddle	2017
Stan Chismark	2018



Stan Chismark

## ALL-TIME STATS/TOP 20

### TOP 20 SCORING


No.	Name	Points
1.	Zach Freeman, 1999-2002	2,768
2.	Ralph Hodge, 1972-1975	2,449
3.	Aaron Larson, 2013-2016	2,132
4.	Jeremy Riddle, 2001-2004	1,960
5.	Jeff Prather, 1986-1989	1,948
6.	Lee Coomler, 1998-2000	1,913
7.	Jim Shoff, 1974-1976	1,867
8.	Corey Zink, 1992-1995	1,801
9.	Jack Michaels, 1996-1999	1,612
10.	Drew Neal, 1997-2000	1,575
11.	Phil French, 2005-2008	1,547
12.	Mike Carr, 1988-1991	1,538
13.	Antonio Marshall, 2009-2012	1,534
14.	Gary Corzett, 1978-1981	1,509
15.	Larry Schmalfeldt, 1970-1972	1,491
16.	Pat Martin, 1979-1982	1,456
17.	Tyler Wallenfang, 2007-2010	1,438
18.	Stan Chismark, 2004-2007	1,433
19.	Nic Reed, 2016-	1,432
20.	Steve McCarty, 1988-1990	1,423
20.	Bob Cook, 1990-1993	1,423

### TOP 20 REBOUNDING

No.	Name	Rebounds
1.	Zach Freeman, 1999-2002	1,234
2.	Dan Fowler, 1972-1975	997
3.	Corey Zink, 1992-1995	986
4.	Aaron Larson, 2013-2016	971
5.	Drew Neal, 1997-2000	935
6.	Gary Corzett, 1978-1981	888
7.	Jack Michaels, 1996-1999	831
8.	Steve McCarty, 1988-1990	816
9.	Phil French, 2005-2008	765
10.	Don Neal, 1969-1971	761
11.	Tom Pasko, 1968-1970	663
12.	Jim Shoff, 1974-1976	656
13.	Jeremy Yoder, 1995-1998	642
14.	Denny Followell, 1976-1978	634
15.	Tyler Wallenfang, 2007-2010	632
15.	John Allhands, 1981-1984	632
17.	Jeff Prather, 1986-1989	629
18.	Dave DeFries, 1986-1989	605
19.	Daryl Nelson, 1979-1982	597
19.	Bob Cook, 1990-1993	597

### TOP 20 ASSISTS

No.	Name	Assists
1.	Kent Chezem, 1987-1990	687
2.	Steve Davis, 1983-1986	656
3.	Ralph Hodge, 1972-1975	601
4.	Antonio Marshall, 2009-2012	554
5.	Tyler Field, 1997-2000	515
6.	Jeff Dillingham, 1994-1997	510
7.	Keith Peachey, 1979-1982	508
8.	Ted Allen, 1973-1976	488
9.	Tim Sennett, 1991-1994	464
10.	Don Barr, 1977-1980	423
11.	Mike Carr, 1987-1990	414
12.	Zach Birkey, 2003-2006	398
13.	Zach Freeman, 1999-2002	391
14.	Kenton Hasselbring, 1983-1986	347
15.	Dennis Metcalf, 1984-1987	344
16.	Stan Chismark, 2004-2007	337
17.	Josh Bronke, 2006-2010	332
18.	Jeremy Foster, 1995-1998	329
19.	Alex Thorson, 2013-2016	328
20.	Larry Schmalfeldt, 1970-1972	326
20.	Austin Davis, 2012-2015	326



**ZACH FREEMAN**

## ALL-TIME STATS/TOP 20

### TOP 20 THREE-POINTERS

No.	Name	Total
1.	Brian McCauley , 1997-2000	258
2.	Austin Davis, 2012-2015	250
3.	Antonio Marshall, 2009-2012	241
4.	Lee Coomler, 1998-2000	219
5.	Jeremy Riddle, 2001-2004	212
6.	Ben Worner, 2010-2013	203
7.	Mike Carr, 1988-1991	196
8.	Shane Davis, 1989-1992	189
9.	Tony Baker, 1992-1995	187
10.	Jeff Residori, 1990-1993	178
11.	Stan Chismark, 2004-2007	176
12.	Tyler Crater, 2014-2017	168
13.	Gary Tidwell, 1992-1994	161
14.	Josh Bronke, 2006-2010	157
15.	Jeff Dillingham, 1994-1997	145
16.	Cory Hainlen, 2008-2011	143
17.	Aaron Larson, 2013-2016	141
18.	Jeff Park, 1999-2002	138
18.	Ryan Paxson, 2006-2007	138
20.	Andy Roberts, 2000-2002	123



## AUSTIN DAVIS



## ANTONIO MARSHALL

### TOP 20 FIELD GOALS MADE

No.	Name	Total
1.	Zach Freeman, 1999-2002	1,083
2.	Ralph Hodge, 1972-1975	869
3.	Aaron Larson, 2013-2016	813
4.	Jeff Prather, 1986-1989	792
5.	Jim Shoff, 1974-1976	754
6.	Corey Zink, 1992-1995	733
7.	Lee Coomler, 1998-2000	666
8.	Gary Corzett, 1978-1981	648
9.	Jack Michaels, 1996-1999	642
10.	Pat Martin, 1979-1982	623
11.	Jeremy Riddle, 2001-2004	617
12.	Ted Allen, 1973-1976	612
13.	John Allhands, 1981-1984	600
14.	Drew Neal, 1997-2000	594
15.	Phil French, 2005-2008	590
16.	Larry Schmallfeldt, 1970-1972	585
17.	Tyler Wallenfang, 2007-2010	555
18.	Mike Carr, 1988-1991	550
18.	Gerald Steagall, 1975-1978	550
20.	Dave DeFries, 1986-1989	549

## ALL-TIME STATS/TOP 20

### TOP 20 FIELD GOALS ATTEMPTED

No.	Name	Attempts
1.	Zach Freeman, 1999-2002	1,909
2.	Ralph Hodge, 1972-1975	1,706
3.	Aaron Larson, 2013-2016	1,518
4.	Jeff Prather, 1986-1989	1,486
5.	Lee Coomler, 1998-2000	1,402
6.	Jim Shoff, 1974-1976	1,398
7.	Jeremy Riddle, 2001-2004	1,354
8.	Ted Allen, 1973-1976	1,354
9.	Corey Zink, 1992-1995	1,286
10.	Gary Corzett, 1978-1981	1,244
11.	Pat Martin, 1979-1982	1,234
12.	Mike Carr, 1988-1991	1,209
13.	Tyler Crater, 2014-2017	1,189
14.	Larry Schmallfeldt, 1970-1972	1,162
15.	John Allhands, 1981-1984	1,147
16.	Dave DeFries, 1986-1989	1,133
17.	Dennis Metcalf, 1984-1987	1,123
18.	Drew Neal, 1997-2000	1,113
19.	Antonio Marshall, 2009-2012	1,093
20.	Kenton Hasselbring, 1983-1986	1,088

### TOP 20 FREE THROWS MADE

No.	Name	Total
1.	Ralph Hodge, 1972-1975	711
2.	Zach Freeman, 1999-2002	560
3.	Jeremy Riddle, 2001-2004	514
4.	Bob Cook, 1990-1993	395
5.	Drew Neal, 1997-2000	384
6.	Aaron Larson, 2013-2016	365
7.	Lee Coomler, 1998-2000	362
8.	Jim Shoff, 1974-1976	359
9.	Phil French, 2005-2008	353
10.	Nic Reed, 2016-	344
11.	Corey Zink, 1992-1995	333
12.	Jack Michaels, 1996-1999	328
13.	Don Neal, 1969-1971	327
14.	Larry Schmallfeldt, 1970-1972	321
15.	Antonio Marshall, 2009-2012	317
16.	Tyler Wallenfang, 2007-2010	303
17.	Dave DeFries, 1986-1989	291
18.	Jeff Prather, 1986-1989	287
19.	Kent Chezem, 1987-1990	268
20.	Sam Harris, 1975-1978	259
20.	Steve McCarty, 1988-1990	259



AARON LARSON

### TOP 20 FREE THROWS ATTEMPTED

No.	Name	Attempts
1.	Ralph Hodge, 1972-1975	846
2.	Zach Freeman, 1999-2002	729
3.	Jeremy Riddle, 2001-2004	615
4.	Bob Cook, 1990-1993	573
5.	Corey Zink, 1992-1995	565
6.	Phil French, 2005-2008	550
7.	Drew Neal, 1997-2000	508
8.	Jack Michaels, 1996-1999	498
9.	Aaron Larson, 2013-2016	495
10.	Don Neal, 1969-1971	472
11.	Tyler Wallenfang, 2007-2010	456
12.	Larry Schmallfeldt, 1970-1972	448
13.	Jim Shoff, 1974-1976	437
14.	Lee Coomler, 1998-2000	424
15.	Nic Reed, 2016-	406
16.	Kenton Hasselbring, 1983-1986	386
17.	Antonio Marshall, 2009-2012	376
18.	Tyler Wallenfang, 2007-2010	371
19.	Kent Chezem, 1987-1990	370
20.	Steve McCarty, 1988-1990	369



**OLIVET NAZARENE UNIVERSITY  
ONE UNIVERSITY AVENUE  
BOURBONNAIS, IL 60914**

[www.onutigers.com](http://www.onutigers.com)