

OLIVET NAZARENE UNIVERSITY

# BASEBALL

2015 MEDIA GUIDE



NAIA

Lewiston  
1860 miles





Accounting	Engineering - Electrical Concentration	Leadership Studies	Pre-Seminary
Actuarial Science	Engineering - Geological Concentration	Legal Studies	Pre-Veterinary
Art	Engineering - Mechanical Concentration	Literature	Print & Online Journalism
Art Education	English	Management	Psychology
Athletic Coaching	English as a Second Language	Marketing	Public Policy
Athletic Training	English Education	Marketing Management	Public Relations
Biblical Languages	Environmental Science	Mass Communication	Radio Broadcasting
Biblical Studies	Exercise Science	Mathematics	Recreation, Sports & Fitness
Biochemistry	Family & Consumer Sciences	Mathematics Education	Religion
Biology	Family & Consumer Sciences Education	Media Production	Religious Studies
Business Administration	Family Studies	Military Affairs	Science Education
Business Administration	Fashion Merchandising	Military Science	Secondary Education
—	Film Studies	Ministerial Missions	Social Science
Not-for-profit Mgmt	Finance	Missions & Intercultural Studies	Social Science Education
Business Information Systems	Forensic Chemistry	Multimedia Studies	Social Work
Chemistry	French	Music	Sociology
Child Development	General Studies	Music Composition	Spanish
Children's Ministry	Geography	Music Education	Spanish Education
Christian Education	Geological Sciences	Music Ministry	Sport Management
Commercial Graphics/Marketing	Greek	Music Performance	Television & Video Production
Communication Studies	Health Education	Musical Theatre	Theatre
Computer Science	Hebrew	Nursing	Writing
Corporate Communication	History	Painting	Youth Ministry
Criminal Justice	History Teaching	Pastoral Ministry	Zoology
Dietetics	Hospitality	Philosophy & Religion	
Digital Media: Graphics	Information Systems	Physical Education & Health Teaching	
Digital Media:	Information Technology	Physical Science	
Photography	Intercultural Studies	Political Science	
Drawing & Illustration	Interior Design	Pre-Art Therapy	
Early Childhood Education	International Business	Pre-Dental	
Earth & Space Science Teaching	International Marketing	Pre-Law	
Economics & Finance	Journalism	Pre-Medicine	
Elementary Education		Pre-Optometry	
Engineering - Computer Concentration		Pre-Pharmacy	
		Pre-Physical Therapy	
		Pre-Physician's Assistant	

\* includes majors, minors and concentrations

## ACADEMICS

More than 100 areas of study organized into four schools and one college. Bachelor's, master's and doctoral degrees are offered. Students have the opportunity to study in locations such as Australia, China, Costa Rica, Ecuador, England, Egypt, Romania, Japan, Uganda, Washington, D.C., and Los Angeles.

## SPIRITUAL LIFE

As a Christian community, we are committed to making worship of God the central focus of our lives. Our faith then in Jesus Christ cannot be separated from the educational experience, and we seek to honor God in all we learn, say and do. Through chapel services, each segment of the college community has the opportunity to join with others in worship, receive instruction in the Word and encouragement to serve. Notable and world-renowned speakers regularly address the Olivet community during chapel.

## STUDENTS

More than 4,600 (2,700 undergraduate) students from more than 45 states and several world areas, representing more than 40 religious denominations.

## FACULTY

More than 120 faculty members, most with terminal degrees or the highest degrees available in their respective fields. Student-teacher ratio of 17:1.

## ATHLETICS

At Olivet Nazarene University, champions are born each season within 21 intercollegiate teams, with a commitment to provide competitive athletic awards and scholarships for qualifying candidates. Varsity teams for men include basketball, baseball, cheerleading, cross country, football, golf, soccer, swimming, tennis, and track and field. Varsity women compete in basketball, cheerleading, cross country, golf, soccer, softball, swimming, tennis, track and field, and volleyball. In addition to varsity sports, more than half of the student body participates in Olivet's thriving intramural and club sports programs.

## CLUBS AND ORGANIZATIONS

Students participate in more than 90 clubs and organizations representing diverse interests, including campus newspaper, yearbook and literary magazine, ROTC, Radio Broadcasting (Shine.FM), numerous choral and instrumental ensembles (including marching band and the University orchestra), drama and musical theatre performances, intramural athletics, as well as community volunteer and spiritual life organizations.

## ALUMNI

Olivet Nazarene University has graduated many notable alumni who have given back to the University, the Olivet region, the Church and the world in so many ways. There are more than 37,000 alumni living around the world.

## AFFORDABILITY AND FINANCIAL AID

Olivet believes in affordable excellence and the cost to attend the University is competitively priced for private colleges nationwide. More than 99 percent of Olivet students receive financial aid, totaling more than \$90 million in federal and state grants and institutional scholarships.

## ADMISSIONS

Olivet admits qualified students based on high school record (or college transcripts for transfer students) and ACT score. The average ACT score for incoming freshmen is 23.

## CAMPUS

The beautiful, park-like campus includes 31 major buildings on 250 acres. We are located in the Village of Bourbonnais, just 50 miles south of Chicago's Loop, with additional School of Graduate and Continuing Studies locations in Rolling Meadows and Oak Brook, Ill., Indianapolis, and in Hong Kong.

## ACCREDITATION

Includes the Higher Learning Commission of the North Central Association of Colleges and Schools ([www.ncahlc.org](http://www.ncahlc.org)), the Commission on Accreditation of Athletic Training Education, the International Assembly for Collegiate Business Education, the Commission on Collegiate Nursing Education, the American Dietetics Association, the Council on Social Work Education, the National Association of Schools of Music, the National Council for Accreditation of Teacher Education and the Engineering Accreditation Commission of ABET.

## GRADUATE STUDIES AND PROGRAMS

Business: Bachelor of Business Administration,<sup>†</sup> Master of Organizational Leadership, Master of Business Administration Counseling; Master of Arts in Professional Counseling, Master of Arts in School Counseling  
 Education: Safety and Driver Education Endorsement, English as a Second Language Endorsement, Middle School Endorsement, Reading Endorsement, Teacher Leader Endorsement,\* Master of Arts in Education: Curriculum and Instruction,<sup>†</sup> Master of Arts in Education: Library Information Specialist, Master of Arts in Education: Reading Specialist,<sup>†</sup> Master of Arts in Teaching, Doctor of Education: Ethical Leadership – Interdisciplinary  
 History: Master of Arts: Philosophy of History or Political Theory  
 Nursing: Accelerated Bachelor of Science in Nursing,\* Bachelor of Science in Nursing (RN-BSN), Master of Science in Nursing,\* Family Nurse Practitioner Certification Ministry: Master of Arts: Biblical Literature, Master of Arts: Christian Ministry, Master of Arts: Family Ministry, Master of Arts: Pastoral Ministry, Master of Arts in Religion, Master of Arts: Pastoral Leadership,\* Master of Ministry, Master of Ministry in Spanish, Master of Divinity, Master of Arts: Youth Ministry, Bachelor of Practical Ministry, Master of Practical Ministry

[www.olivet.edu](http://www.olivet.edu)

## Quick Reference

Olivet Nazarene University is located  
in Bourbonnais, Ill.

Founded: 1907

Enrollment: 4,877 (Fall 2012)

Mascot: Tigers

School Colors: Purple and Gold

Affiliation: NAIA

Conference: CCAC

University President: Dr. John C. Bowling

Faculty Representative: Tony Grimm

Director of Athletics: Gary Newsome

Men's Sports Information: Nick Birkey  
815-928-5565

Head Athletic Trainer: B.J. Geasa  
815-928-5415

Athletics Office: Dawn Waldron  
815-939-5372

Athletics Office Fax: 815-939-7933

### Sports Information Policy:

Any questions concerning teams, players or coaches should be directed to the Sports Information Department of Olivet Nazarene University. The Sports Information Department can be found in the Leslie Parrott Convocation/Athletic Center.

Team and Individual statistics will be available after the game. Standard NAIA statistical form will be used.

For live streaming of athletic events and more information about athletics at Olivet Nazarene University, visit [www.olivet.edu](http://www.olivet.edu).

### Conference and Athletic Organization Affiliates



The Chicagoland Collegiate Athletic Conference (CCAC) is one of the largest and strongest conferences in the NAIA.  
[www.ccacsports.com](http://www.ccacsports.com)



The NAIA is proud to be home to nearly 300 institutions, each dedicated to displaying character and respect in academics and athletics.  
[www.naia.org](http://www.naia.org)



The National Christian College Athletic Association is an international organization that exists to promote intercollegiate competition with a Christian perspective.  
[www.thenccaa.org](http://www.thenccaa.org)

## Contents

Season Preview . . . . .	5
2014 Results . . . . .	7
Coaching Staff . . . . .	8
CCAC Opponent Profiles . . . . .	11
Player Profiles . . . . .	15
2015 Schedule . . . . .	24
2015 Roster . . . . .	25
Tigers in the Pros . . . . .	26
All-Time Program Stats . . . . .	28
2015 Results . . . . .	32
<i>(as of 12/1/14)</i>	

The 2014-15 ONU baseball season started early once again. On Friday, Oct. 3, 2014, the Tigers travelled to Marion, Indiana, to open the season against Indiana Wesleyan University. The Tigers swept the Wildcats while introducing a new lineup with four new positional starters, including two freshmen. Sophomore David Cericola got the opening day start and the win on Friday night. Transfer Blake Uhlman followed with an impressive debut on Saturday, tossing 6 and 2/3 innings of shutout baseball for his first career win as ONU swept the series.

One week later, ONU hosted future CCAC opponent St. Ambrose University (Iowa) in the 2014-15 home opener at Watson Field. On Friday night, a seven-run inning against the home team — including three hits, two walks and two errors — was the difference as the Tigers dropped game one of the series. Saturday, however, was a different story as the ONU nine swept the Bees, capping off the day with an extra inning walk-off win. The Tigers' bullpen had allowed a big inning the day before but rebounded with 5 and 1/3 scoreless innings, allowing Olivet to come from behind and eventually walk off with a series win.

The 4-1 start confirms the high expectations for this year's club. After the first sub .500 season in almost two decades, the Tigers expect to be back in contention for the CCAC South title and a trip to the NAIA National Tournament.

First Team All-Conference shortstop Josh Altmann returns to anchor the infield along with third-year starter Jordan Hayes at third base. Newcomers on the infield include Illinois All-State shortstop Tanner McLain from Rantoul High School and Andrew High School standout Jeff Szubert, along with returners Travis Hill and Gabe Sevigny who platooned at second base a year ago.

The outfield is arguably the most talented group with returners Madison Foster, Jordan Wanner, Bryan Klendworth and Aaron King, all four of whom were significant contributors a year ago. Foster hit .331 and led the team with three home runs while Wanner, Klendworth and King hit .317, .288 and .276, respectively. They are joined by junior transfer Logan Pollei and freshman Phillip Steward. Pollei started all five fall games the Tigers played, and Steward collected his first hit off the bench — one that started a big inning and ensured a win over Indiana Wesleyan.



## Season Preview (continued)

At catcher, the Tigers return starter Tyler Crater after basketball season is complete. Look for Michigan All-State performer Ben Hill and fellow freshman Kurtis Minton to step in and vie for the top spot. Seth Tschetter and Stefan Sauder also return and will provide veteran leadership to the group, both on and off the field.

And on the mound, the previously mentioned Cericola and Uhlman are just two members of the young but talented staff. Freshman Jonathan Hentschel figured in three of the Tigers' first five games, going 1-1 with a save. He is joined by freshmen Nick Campe and Garret Bronkema and senior transfer Stephen Miller, all who will figure prominently in their first year. The Tigers also have some up-and-coming arms in Josh Hojnicky and Chris Rhynes who will add depth while developing. Returning are two-way players Foster and Warner, as well as Eric Douglass, Parker Shelton and Ken DeCook.

The Tigers will resume play on Feb. 13, 2015, in McKenzie, Tennessee, when they take on Bethel College in a three game series. They will then travel to Nashville, Tennessee, on Feb. 20 and 21, and then host a series against Bethel University (Ind.). ONU will complete their nonconference play with a trip to Tucson, Arizona, for 12 games on their spring trip. And finally, the Tigers will return to Bourbonnais and open CCAC play at home against Roosevelt University (Ill.) on March 17.

### 2015 ONU Baseball Coaches All-Time Records

*Bob Starcher*  
(1969-1972) 67-57

*Larry Watson*  
(1973-1980) 125-101-2

*Gary Newsome*  
(1981-1982) 12-25-1  
Total: 33-37-1

*Tom Knowles*  
(1983-1985)  
Total: 68-45-1

*Brian Baker*  
1986: 29-18  
1987: 26-15  
1988: 21-14  
1989: 30-17  
1990: 30-17-1

1991: 23-18  
1992: 24-25  
1993: 24-29  
1994: 22-27  
1995: 27-24  
1996: 21-26  
1997: 19-26  
1998: 19-23  
Total: 302-283

# 2014 Results

Record: 20-28 Home: 10-4 Away: 8-14 Neutral: 2-10 CCAC: 14-13

Date	Opponent	Score	Player	avg	gp-gs	ab	r	h	2b	3b	hr	rbi	bb	hbp	so	sb-att
10/19	PURDUE-CALUMET	w 5-3	Klendworth	.288	48-47	146	12	42	7	3	0	36	10	8	15	11-12
10/19	PURDUE-CALUMET	w 13-7	Hayes	.242	48-48	149	29	36	4	3	1	17	18	8	31	9-10
2/15	at Bethel (Tenn.)	l 1-2	Foster	.331	48-48	172	34	57	10	1	3	24	19	4	24	9-11
2/15	at Bethel (Tenn.)	w 5-0	Wanner	.317	47-45	123	24	39	6	2	0	18	17	3	14	7-11
2/22	at Mid-Continent	l 4-5	Gorman	.226	45-29	93	15	21	1	0	0	16	15	2	18	5-7
2/22	at Mid-Continent	w 7-2	Altmann	.350	44-44	143	27	50	7	0	0	24	16	11	13	27-34
2/28	at Trevecca Nazarene	l 2-13	Batts	.319	44-35	144	21	46	9	1	0	16	11	2	25	12-15
3/1	at Trevecca Nazarene	l 0-3	King	.276	33-29	87	10	24	3	1	0	14	16	1	17	12-13
3/1	at Trevecca Nazarene	l 2-3	Sevigny	.240	33-31	75	16	18	1	0	0	5	11	5	18	4-7
#3/10	vs Jamestown	l 7-10	Gulledge	.000	32-0	10	9	0	0	0	0	0	0	1	5	5-9
#3/10	vs Jamestown	l 3-10	Hill	.182	29-20	55	5	10	0	0	0	4	4	2	13	2-2
#3/11	vs Mt. Marty College	l 3-4	Houts	.155	29-22	58	2	9	1	0	1	4	8	2	28	0-0
#3/11	vs Mt. Marty College	l 5-6	Crater	.175	28-18	63	5	11	1	0	0	5	5	5	10	6-7
#3/13	vs Dakota State Univ	w 7-2	Yates	.179	27-2	28	4	5	0	0	0	3	2	2	13	0-0
#3/13	vs Dakota State Univ	l 3-4	Tschetter	.100	7-7	10	0	1	0	0	0	0	1	1	5	0-0
#3/14	vs Dakota Wesleyan	l 1-7	Keeley	.111	5-4	9	0	1	0	0	0	2	0	0	5	0-0
#3/14	vs Valley City State	l 4-5	DeCook	.000	3-0	0	1	0	0	0	0	0	0	0	0	0-0
#3/15	vs Briar Cliff Univ.	l 2-3	Sauder	.000	2-1	2	1	0	0	0	0	1	0	0	1	0-0
#3/15	vs Briar Cliff Univ.	w 5-3	Ballard	.667	2-2	6	3	4	1	0	0	1	1	0	0	3-3
*3/22	ROBERT MORRIS UNIV	w 9-8	Totals	.272	48	1373	218	374	51	11	5	190	154	57	255	112-141
*3/22	ROBERT MORRIS UNIV	w 3-2	Opponents	.291	48	1442	233	420	48	12	5	200	135	62	246	56-82
*3/28	PURDUE-NORTH CENTRAL	l 3-5	LOB - Team (330), Opp (376). DPs turned - Team (28), Opp (24). IBB - Team (2), Altmann 2, Opp (7). Picked off - Foster 3, King 2, Wanner 2, Sevigny 2, Crater 1, Hill 1, Houts 1, Batts 1, Ballard 1, Klendworth 1.													

Date	Opponent	Score	Player	era	w-l	app	gs	cg	sh	sv	ip	h	r	er	bb	so
*3/29	at Purdue-North Central	l 1-2	Beckham	4.11	2-9	17	13	3	0	1	87.2	105	57	40	20	63
*3/29	at Purdue-North Central	w 7-3	Fightmaster	2.86	9-4	15	14	7	3	0	97.2	118	46	31	20	61
*4/1	at Judson University	l 0-7	Cericola	3.67	5-7	14	8	3	2	0	56.1	60	40	23	27	58
*4/1	at Judson University	l 3-5	Shelton	5.25	0-1	13	0	0	2	0	12.0	11	8	7	11	8
*4/4	at Calumet-St. Joseph	l 5-10	Foster	2.57	3-1	10	6	3	1	1	42.0	46	24	12	14	26
*4/5	CALUMET-ST. JOSEPH	w 13-7	DeCook	3.52	0-0	8	0	0	0	0	7.2	5	4	3	5	8
*4/5	CALUMET-ST. JOSEPH	w 8-0	Wanner	5.79	1-3	6	5	2	0	0	28.0	34	21	18	14	11
*4/9	CARDINAL STRITCH	w 6-5	Woodbridge	7.88	0-0	6	0	0	0	0	8.0	7	10	7	10	4
*4/9	CARDINAL STRITCH	l 11-14	Webber	4.26	0-1	4	1	0	0	0	6.1	6	3	3	5	2
*4/11	ST. FRANCIS (IL)	w 2-1	Douglass	9.53	0-2	4	1	0	0	0	11.1	23	15	12	6	2
*4/12	at St. Francis (IL)	l 5-9	Archer	5.40	0-0	2	0	0	0	0	1.2	2	1	1	3	1
*4/12	at St. Francis (IL)	l 2-3	Gorman	27.00	0-0	1	0	0	0	0	1.0	3	4	3	0	1
*4/17	at Trinity International	w 7-0	Totals	4.00	20-28	48	48	18	6	4	359.2	420	233	160	135	245
*4/17	at Trinity International	l 5-6	Opponents	4.32	28-20	48	48	11	3	8	366.1	374	218	176	154	255
*4/18	at Holy Cross College	l 2-3	PB - Team (8), Houts 6, Tschetter 2, Opp (3). Pickoffs - Team (9), Fightmaster 3, Foster 2, Crater 2, Cericola 1, Beckham 1, Opp (11). SBA/ATT - Houts (24-33), Crater (20-29), Beckham (17-22), Cericola (12-16), Tschetter (11-15), Fightmaster (6-13), Douglass (5-6), Foster (3-6), Wanner (4-6), Woodbridge (5-6), Shelton (1-3), Webber (1-2), DeCook (2-2), Sauder (1-1).													
*4/19	at Holy Cross College	l 0-3														
*4/19	at Holy Cross College	w 3-0														
*4/23	ST. XAVIER UNIV.	w 4-3														
*4/23	ST. XAVIER UNIV.	w 5-4														
*4/25	at Trinity Christian	w 10-0														
*4/26	TRINITY CHRISTIAN	l 5-16														
*4/26	TRINITY CHRISTIAN	l 1-6														
*4/29	at Roosevelt University	w 8-6														
*4/29	at Roosevelt University	w 3-0														
!5/3	vs St. Francis (IL)	l 3-7														
!5/5	vs Holy Cross College	l 5-6														

# = Tuscon Invitational (Arizona)  
 \* = CCAC Regular Season Game  
 ! = CCAC Tournament

Score by innings	1	2	3	4	5	6	7	8	9	EX	Total
Olivet Nazarene Univ	21	22	29	29	31	45	22	11	8	0	218
Opponents	34	15	31	28	41	32	30	14	6	2	233

Win-loss breakouts: Day 19-22; Night 1-6; vs Left 2-10; vs Right 18-18;  
 1-run games 6-13; 2-run games 3-2; 5+run games 8-7; Extra inns 4-3; Shutouts 6-3.  
 Current streak: Lost 2; Longest winning streak: 4; Longest losing streak: 7.  
 Attendance: Home 1973 (avg 140); Away 3630 (avg 106); Total 5603 (avg 116).

*Richard Colling*  
 1999: 20-16

2005: 40-12  
 2006: 27-19-1  
 2007: 26-18

2012: 36-18-1  
 2013: 35-21  
 2014: 20-28

*Elliot Johnson*  
 2000: 46-16  
 2001: 34-13-1  
 2002: 41-16  
 2003: 45-10  
 2004: 44-11-1

Total: 303-115-3  
*Todd Reid*  
 2008: 30-18  
 2009: 25-20  
 2010: 34-21-1  
 2011: 33-25

Total: 217-151-2  
*ONU All-Time Record:*  
 1135-805-8





# Todd Reid

*HEAD COACH*

### Education:

- United States Sports Academy (Ala.) - Master of Sport Science (1997)
- Mount Vernon Nazarene University (Ohio) - Bachelor of Arts: Athletic Training and Sport Management (1993)

### Professional Experience:

- Olivet Nazarene University, Head Baseball Coach/ Assistant Professor of Exercise Science (2007-present)
- Eastern Nazarene College, Head Baseball Coach/Assistant Athletic Director/ Assistant Professor (1997-2007)
- Kenyon College, Assistant Baseball Coach (1996-1997)

### Awards and Recognition: Eastern Nazarene College (NCAA Division III)

Commonwealth Coast Conference Coach of the Year (2004)

- Set new school record for: wins in a season with 28 (2004), consecutive 20-plus win seasons with three (2004-2006)
- Finished atop NCAA Division III in stolen bases with 130+ (2004, 2006)

### Olivet Nazarene University

- Chicagoland Collegiate Athletic Conference South Division Champions (2013, 2012)
- National Christian College Athletic Association World Series Appearances (2013, 2012, 2011, 2010, 2009)
- Led Tigers to program's 1,000 victory (2010)

### Coaching Philosophy:

"My goals here at Olivet are no different than anywhere I've been," Reid said. "We want to provide an opportunity for young men to pursue a Christian education while playing baseball. Our objective is to help them develop both on and off the field. In the end, we'd like to produce 'great people' and not just good athletes."

### Personal Information:

Todd and his wife, Wendy, live near campus with their three daughters: Maddux, Mia and Montana.







## Josh Rebandt

*GRADUATE ASSISTANT COACH/PITCHING COACH/  
RECRUITING COORDINATOR*

### **Education:**

- Clearwater Christian College (Fla.) – Bachelor of General Studies (2011)
- Olivet Nazarene University - Master of Organizational Leadership (2014-present)

### **Professional Experience:**

- Olivet Nazarene University, Baseball Graduate Assistant Coach/Pitching Coach/Recruiting Coordinator (2014-present)
- Clearwater Christian College (Fla.), Head Baseball Coach (2011-2014)
- Niagara Power (New York Collegiate Baseball League), Head Baseball Coach (2013-present)
- Niagara Power (New York Collegiate Baseball League), Pitching Coach (2012)

### **Professional Associations:**

- American Baseball Coaches Association (ABCA) (2011-present)

### **Awards and Recognition:**

#### **As a Coach**

- Head coach, New York Collegiate Baseball League All-Star Game (2013)
- Assistant coach, New York Collegiate Baseball League All-Star Game (2012, 2014)
- Clearwater Christian College (Fla.), NCCAA DII College World Series appearance in 2013, fourth place finish
- Niagara Power, playoff appearance in New York Collegiate Baseball League (2014)
- Niagara Power, Western Division Champions in New York Collegiate Baseball League (pitching coach) (2012)

#### **As a player**

- Played for Clearwater Christian College (Fla.), named a team captain for three years, finishing as the NCCAA DII College World Series National Runner-Up (2011)
- Played for Adrian College (Mich.) during freshman year, played in the NCAA DIII College World Series in Appleton, Wisconsin (2008)
- Played for the Troy Jet Box in the National American Semi-Pro World Series and was named World Series MVP (2008)
- Played for Southfield Christian High School (Mich.) and was a runner-up in the MHSAA Division 4 State Championship game



## Coaches (continued)



### Seth Eller

GRADUATE ASSISTANT COACH/HITTING COACH/STRENGTH & CONDITIONING COORDINATOR

#### Education:

- Mount Vernon Nazarene University (Ohio) - Bachelor of Science: Management (2014)
- Olivet Nazarene University – Master of Business Administration (2014-present)

#### Professional Experience:


- Olivet Nazarene University, Baseball Graduate Assistant (2014-present)

#### Professional Associations:

- American Baseball Coaches Association (ABCA)

#### Awards and Recognition (Player):

- All-Crossroads League (2012, 2014)
- Foster's Award (MVNU)
- Freshman of the Year Award (MVNU) (2011)



Seth Eller (graduate assistant coach), Todd Reid (head coach) and Josh Rebandt (graduate assistant coach)

# Baseball CCAC Opponents — 2015



Each of the CCAC's 13 teams play intra-division opponents three times and cross-division opponents twice.

The final CCAC regular-season standings determine the seeding for the CCAC Tournament.

Both the CCAC's regular-season and tournament champions earn an automatic bid to the NAIA National Championship tournament.

## CCAC Standings 2014

### North Division

School	CCAC	Overall	GB	Home	Away	Netural	Streak
Judson RV	22-5 .815	42-19 .689	--	14-4	20-11	8-4	Lost 2
Saint Xavier	15-12 .556	22-29 .431	7.0	11-5	6-14	5-10	Lost 2
Robert Morris	14-13 .519	29-19 .604	8.0	12-6	7-8	10-5	Won 1
Cardinal Stritch	8-19 .296	14-25 .359	14.0	5-8	6-16	3-1	Lost 2
Roosevelt	7-20 .259	13-29 .310	15.0	7-11	6-18	0-0	Lost 3
Trinity Intl.	7-20 .259	11-29 .275	15.0	5-10	3-10	3-9	Lost 3

### South Division

School	CCAC	Overall	GB	Home	Away	Netural	Streak
St. Francis	22-5 .815	38-22 .633	--	18-2	12-9	8-11	Lost 2
Trinity Christian	17-10 .630	22-29 .520	5.0	10-7	10-7	6-10	Lost 5
Holy Cross	15-12 .556	24-33 .421	7.0	8-8	15-22	1-3	Lost 1
Olivet Nazarene	14-13 .519	20-28 .417	8.0	10-6	8-13	2-9	Lost 2
Purdue - NC	13-14 .481	22-25-1 .469	9.0	8-7	8-9-1	6-9	Lost 1
Calumet St. Joe	8-19 .296	13-33-1 .287	14.0	4-9	9-24-1	0-0	Lost 3
*Purdue Calumet	0-0 .000	5-24 .172	8.5	2-0	3-24	0-0	Won 2

\* - Independent in Spring 2014; Conference in Spring, 2015

## CCAC SOUTH DIVISION



### Calumet College of St. Joseph (Ind.)

Location: Whiting, Ind.  
Enrollment: 1,300  
Nickname: Crimson Wave  
School Colors: Crimson and Gray  
President: Dr. Daniel Lowery  
Director of Athletics: Peter Haze Haring  
Director of Sports Information: Andy Marks  
Home Field: Oil City Stadium



### Holy Cross College (Ind.)

Location: Notre Dame, Ind.  
Enrollment: 500  
Nickname: Saints  
School Colors: Maroon and White  
President: Brother John Paige, C.S.C., Ph.D.  
Director of Athletics: Aimee Niespodziany (Litka)  
Director of Sports Information: Jordan Oyer  
Home Field: Coveleski Stadium



### Purdue University-Calumet (Ind.)

Location: Hammond, Ind.  
Enrollment: 9,422  
Nickname: Peregrines  
School Colors: Gold and Black  
Chancellor: Dr. Thomas Keon  
Director of Athletics: Rick Costello



### Purdue University-North Central (Ind.)

Location: Westville, Ind.  
Enrollment: 2,100  
Nickname: Panthers  
School Colors: Vegas Gold and Black  
Chancellor: James B. Dworkin, Ph.D.  
Director of Athletics: Tom Albano  
Director of Sports Information: Tom Albano  
Home Field: Hicks Field



### Trinity Christian College (Ill.)

Location: Palos Heights, Ill.  
Enrollment: 1,450  
Nickname: Trolls  
School Colors: Blue and White  
Interim President: Dr. Elizabeth Rudenga  
Director of Athletics: Bill Schepel  
Director of Sports Information: Amy Strong  
Home Field: TCC Field



### University of St. Francis (Ill.)

Location: Joliet, Ill.  
Enrollment: 3,321  
Nickname: Fighting Saints  
School Colors: Brown and Gold  
President: Dr. Arvid C. Johnson  
Director of Athletics: Dave Laketa  
Director of Sports Information: Dave Hilbert  
Home Field: Silver Cross Field

## CCAC NORTH DIVISION



### Cardinal Stritch University (Wis.)

Location: Milwaukee, Wis.  
Enrollment: 6,093  
Nickname: Wolves  
School Colors: Burgundy and Gray  
President: Dr. James P. Loftus  
Director of Athletics: Pat Clemens  
Director of Sports Information: David Snieg  
Home Field: Waukesha County Technical College



### Judson University (Ill.)

Location: Elgin, Ill.  
Enrollment: 1,200  
Nickname: Eagles  
School Colors: Blue and White  
President: Dr. Gene Crume, Jr.  
Director of Athletics: Joel Cotton  
Director of Sports Information: Kristi Cirone  
Home Field: Hoffer Field



### Robert Morris University (Ill.)

Location: Chicago, Ill.  
Enrollment: 7,090  
Nickname: Eagles  
School Colors: Maroon and Gold  
President: Michael P. Violt  
Director of Athletics: Megan Smith Eggert  
Director of Sports Information: Tom Czop  
Home Field: Redmond Athletic Complex



### Roosevelt University (Ill.)

Location: Chicago, Ill.  
Enrollment: 7,306  
Nickname: Lakers  
School Colors: Green and White  
President: Dr. Charles R. Middleton  
Director of Athletics: Michael Cassidy  
Director of Sports Information: John Jaramillo  
Home Field: Standard Bank Stadium



### Saint Xavier University (Ill.)

Location: Chicago, Ill.  
Enrollment: 5,700  
Nickname: Cougars  
School Colors: Scarlet and Gray  
President: Christine M. Wiseman, J.D.  
Director of Athletics: Bob Hallberg  
Director of Sports Information: Rob Huizenga  
Home Field: Richard R. Ferrell Memorial Field



### Trinity International University (Ill.)

Location: Deerfield, Ill.  
Enrollment: 850  
Nickname: Trojans  
School Colors: Royal Blue and White  
Interim President: Dr. David S. Dockery  
Director of Athletics: Dr. Tony Ladd  
Director of Sports Information: Greg Gorham  
Home Field: TIU Field

# Player Profiles



## No. 1 Tanner McLain

INF 5-10 165 Freshman Gifford, Ill.

Prepped at Rantoul High School in Rantoul, Ill. Selected to 3A First Team All State Team; selected to Cornbelt Conference First Team.

YEAR	G	AB	R	H	2B	3B	HR	RBI	TB	BB	SO	SB	CS	SLG	AVG
2015	5	17	0	1	0	0	0	1	1	1	4	0	0	.059	.059
TOTAL	5	17	0	1	0	0	0	1	1	1	4	0	0	.059	.059




## No. 2 Travis Hill

INF 5-11 180 Sophomore Romeoville, Ill.

2014: Appeared in 29 games, starting 20. Collected his first career RBI against Dakota State (SD) on March 13.

YEAR	G	AB	R	H	2B	3B	HR	RBI	TB	BB	SO	SB	CS	SLG	AVG
2014	29	55	5	10	0	0	0	4	10	4	13	2	0	.182	.182
2015	1	0	1	0	0	0	0	0	0	0	0	0	0	.000	.000
TOTAL	30	55	6	10	0	0	0	4	10	4	13	2	0	.182	.182



## No. 4 Gabriel Sevigny

INF 5-11 165 Sophomore Terre Haute, Ind.

2014: Appeared in 33 games, starting 31. Collected a career high six assists on defense twice, the first time coming against St. Francis (ILL.) on April 12 and the second coming against St. Xavier (ILL.) on April 23

YEAR	G	AB	R	H	2B	3B	HR	RBI	TB	BB	SO	SB	CS	SLG	AVG
2014	33	75	16	18	1	0	0	5	19	11	4	7	0	.059	.253
2015	0	0	0	0	0	0	0	0	0	0	0	0	0	.000	.000
TOTAL	33	75	16	18	1	0	0	5	19	11	4	7	0	.059	.253



## No. 5 Josh Altmann

INF 6-3 190 Junior Homer Glen, Ill.

2014: Named CCAC First Team All-Conference after hitting .350; led the team with 11 hit-by-pitch and 27 stolen bases.

2013: Named CCAC Second Team All-Conference after hitting .373; led the team with 13 hit-by-pitch.

YEAR	G	AB	R	H	2B	3B	HR	RBI	TB	BB	SO	SB	CS	SLG	AVG
2013	55	153	30	57	4	0	1	35	64	8	14	12	3	.418	.373
2014	44	143	27	50	7	0	0	24	57	16	13	27	7	.399	.350
2015	5	17	4	7	1	0	0	2	8	4	2	1	1	.471	.412
TOTAL	104	313	61	114	12	0	1	61	129	28	29	40	11	.412	.364



## No. 6 Jeff Szubert

INF 5-9 165 Freshman Tinley Park, Ill.

Prepped at Victor J. Andrew High School in Tinley Park, Ill. Selected to 22nd Century All Area First Team; named team MVP and was a captain; recipient of the Scholar-Athlete Award.

YEAR	G	AB	R	H	2B	3B	HR	RBI	TB	BB	SO	SB	CS	SLG	AVG
2015	3	3	1	1	0	0	0	0	1	0	1	0	0	.333	.333
TOTAL	3	3	1	1	0	0	0	0	1	0	1	0	0	.333	.333



## No. 7 Jordan Hayes

INF 6-0 170 Junior St. Charles, Ill.

2014: Started 48 games; collected a career high four hits against Mount Marty (S.D.) on March 11; hit his first career home run against St. Francis (ILL.) on May 3.

2013: Hit .303 and won the CCAC's Gold Glove award as the conference's top defensive third baseman.

YEAR	G	AB	R	H	2B	3B	HR	RBI	TB	BB	SO	SB	CS	SLG	AVG
2013	53	142	23	43	6	1	0	33	51	20	20	7	2	.359	.303
2014	48	149	29	36	4	3	1	17	49	18	31	9	1	.329	.242
2015	5	18	2	5	0	0	0	1	5	0	2	1	0	.278	.278
TOTAL	106	309	54	84	10	4	1	51	105	38	51	17	3	.340	.272

## Player Profiles (continued)




### No. 8 Ben Hill

C 6-1 170 Freshman Grand Rapids, Mich.

Prepped at NorthPointe Christian High School in Grand Rapids, Mich. Selected to the Division 3 All-State Second Team; selected all area and all conference three times.

YEAR	G	AB	R	H	2B	3B	HR	RBI	TB	BB	SO	SB	CS	SLG	AVG
2015	4	9	0	1	0	0	0	0	1	2	1	0	0	.111	.111
TOTAL	4	9	0	1	0	0	0	0	1	2	1	0	0	.111	.111



### No. 9 Seth Tschetter

C 5-9 160 Senior Plymouth, Mich.

2014: Started 7 games; collected three assists against Purdue North Central (Ind.) on March 28; started opening day against Purdue-Calumet (Ind.).

2013: Recorded his first career hit against CCSJ (Ind.) on April 19.

2012: Saw limited action

YEAR	G	AB	R	H	2B	3B	HR	RBI	TB	BB	SO	SB	CS	SLG	AVG
2012	6	4	0	0	0	0	0	0	0	0	2	0	0	.000	.000
2013	9	3	2	1	0	0	0	0	1	1	0	0	0	.333	.333
2014	7	10	0	1	0	0	0	0	1	1	5	0	0	.100	.100
2015	0	0	0	0	0	0	0	0	0	0	0	0	0	.000	.000
TOTAL	22	17	2	2	0	0	0	0	2	2	7	0	0	.118	.118




### No. 10 David Cericola

P 5-7 150 Sophomore Villa Park, Ill.

2014: Collected a career season high five wins; set a career high 11 strikeouts in a game against Holy Cross (Ind.) on April 19.

YEAR	G	GS	CG	SHO	W	L	IP	R	ER	SV	ERA	AB	H	2B	3B	HR	HB	WP	BB	SO
2014	8	3	2/0	5	7	56.1	40	23	0	3.67		60	11	4	0	8	9	27	58	
2015	2	0	0/0	1	0	11.0	6	4	0	3.27		8	2	2	0	1	1	2	16	
TOTAL	10	3	2/0	6	7	67.1	46	27	0	3.61		68	13	6	0	9	10	29	74	





## No. 11 Stefan Sauder

C 5-7 150 Junior Morton, Ill.

2014: Named to CCAC All-Academic Team.

2013: Stole 13 bases and collected three doubles despite finishing the season with just 11 at-bats.

2012: Stole 13 bases and scored 22 runs as a pinch runner.

YEAR	G	AB	R	H	2B	3B	HR	RBI	TB	BB	SO	SB	CS	SLG	AVG
2012	25	7	22	0	0	0	0	0	0	0	1	13	1	.000	.000
2013	42	11	31	5	3	0	0	4	8	1	1	13	3	.727	.455
2014	2	2	1	0	0	0	0	1	0	0	1	0	0	.000	.000
2015	3	0	5	0	0	0	0	0	0	0	0	1	0	.000	.000
<b>TOTAL</b>	<b>72</b>	<b>20</b>	<b>59</b>	<b>5</b>	<b>3</b>	<b>0</b>	<b>0</b>	<b>5</b>	<b>8</b>	<b>1</b>	<b>3</b>	<b>27</b>	<b>4</b>	<b>.400</b>	<b>.250</b>




## No. 13 Kurtis Minton

C 6-0 160 Freshman Decatur, Ill.

Prepped at St. Teresa High School in Decatur, Ill. Selected First Team All-Conference and First Team All-County three times; named as an Illinois State Scholar.

YEAR	G	AB	R	H	2B	3B	HR	RBI	TB	BB	SO	SB	CS	SLG	AVG
2015	0	0	0	0	0	0	0	0	0	0	0	0	0	.000	.000
<b>TOTAL</b>	<b>0</b>	<b>0</b>	<b>0</b>	<b>0</b>	<b>0</b>	<b>0</b>	<b>0</b>	<b>0</b>	<b>0</b>	<b>0</b>	<b>0</b>	<b>0</b>	<b>0</b>	<b>.000</b>	<b>.000</b>




## No. 14 Nick Campe

P 6-2 180 Freshman Manteno, Ill.

Prepped at Grace Baptist Academy in Kankakee, Ill. Played travel ball for Team DeMarini.

YEAR	G	GS	CG	SHO	W	L	IP	R	ER	SV	ERA	AB	H	2B	3B	HR	HB	WP	BB	SO
2015	0	0	0/0	0	0	0	4.1	0	0	0	0.00	4	0	0	0	0	0	0	0	1
<b>TOTAL</b>	<b>0</b>	<b>0</b>	<b>0/0</b>	<b>0</b>	<b>0</b>	<b>0</b>	<b>4.1</b>	<b>0</b>	<b>0</b>	<b>0</b>	<b>0.00</b>	<b>4</b>	<b>0</b>	<b>0</b>	<b>0</b>	<b>0</b>	<b>0</b>	<b>0</b>	<b>0</b>	<b>1</b>

## Player Profiles (continued)




### No. 15 Jordan Wanner

P 5-9 155 Sophomore Morton, Ill.

2014: Started 45 games; set a career game high scoring three runs against Calumet-St. Joseph (Ind.) on April 5; collected a career high four RBI's against Cardinal Stritch (Wis.) on April 9.

YEAR	G	AB	R	H	2B	3B	HR	RBI	TB	BB	SO	SB	CS	SLG	AVG
2014	47	123	24	39	6	2	0	18	49	17	14	7	4	.398	.317
2015	5	19	3	9	2	0	0	5	11	0	0	0	0	.579	.474
TOTAL	52	142	27	48	8	2	0	23	60	17	14	7	4	.423	.338

YEAR	G	GS	CG	SHO	W	L	IP	R	ER	SV	ERA	AB	H	2B	3B	HR	HB	WP	BB	SO
2014	5	2	0/0	1	3	28.0	21	18	0	5.79		34	3	1	1	8	0	14	11	
TOTAL	5	2	0/0	1	3	28.0	21	18	0	5.79		34	3	1	1	8	0	14	11	



### No. 16 Aaron King


OF 5-10 170 Senior Pekin, Ill.

2014: Started 29 games; set a career season high 12 stolen bases; matched a career season high 14 RBI's. Named to CCAC All-Academic Team.

2013: Played in 36 games; finished with a .318 batting average.

2012: Collected his first career hit and first RBI against Bethel (Tenn.) on February 17; led CCAC with 11 pinch hits.

YEAR	G	AB	R	H	2B	3B	HR	RBI	TB	BB	SO	SB	CS	SLG	AVG
2012	36	66	10	21	4	1	0	9	27	7	16	2	1	.409	.318
2013	33	87	10	24	3	1	0	14	29	16	17	12	1	.333	.276
2014	3	4	1	1	0	0	0	0	1	0	1	0	0	.250	.250
2015	0	0	0	0	0	0	0	23	0	0	0	0	0	.000	.000
TOTAL	72	157	21	46	7	2	0	0	57	23	34	14	2	.363	.293



## No. 17 Logan Pollei

OF 5-8 180 Junior Wickenburg, Ariz.

2014: Played at Yavapai Community College (Ariz.). Played in 29 games; stole six bases.

2013: Played at Yavapai Community College (Ariz.).

YEAR	G	AB	R	H	2B	3B	HR	RBI	TB	BB	SO	SB	CS	SLG	AVG
2015	5	16	2	5	3	1	0	2	10	1	3	1	1	.625	.313
TOTAL	5	16	2	5	3	1	0	2	10	1	3	1	1	.625	.313



## No. 18 Philip Steward

OF 6-1 185 Freshman Bourbonnais, Ill.

Prepped at Bradley-Bourbonnais High School (Ill.). Selected all-conference and all-area; named to honor roll.

YEAR	G	AB	R	H	2B	3B	HR	RBI	TB	BB	SO	SB	CS	SLG	AVG
2015	3	3	0	1	0	0	0	0	1	0	1	0	0	.333	.333
TOTAL	3	3	0	1	0	0	0	0	1	0	1	0	0	.333	.333




## No. 19 Josh Hojnicki

P 6-2 180 Freshman Lynwood, Ill.

Prepped at Bloom Trail High School in Chicago Heights, Ill. Selected all-area; selected all-conference two times.

YEAR	G	GS	CG	SHO	W	L	IP	R	ER	SV	ERA	AB	H	2B	3B	HR	HB	WP	BB	SO
2015	0	0	0/0	0	0	2.1	1	1	0	3.86	2	0	0	0	0	3	1	0	2	
TOTAL	0	0	0/0	0	0	2.1	1	1	0	3.86	2	0	0	0	0	3	1	0	2	

## Player Profiles (continued)



### No. 20 Ken DeCook


P 6-3 170 Senior Kankakee, Ill.

2014: Set a career-best 3.52 ERA in eight appearances.

2013: Played at Kankakee Community College (Ill.).

2012: Played at Kankakee Community College (Ill.).

YEAR	G	GS	CG	SHO	W	L	IP	R	ER	SV	ERA	AB	H	2B	3B	HR	HB	WP	BB	SO
2014	0	0	0/0	0	0	7.2	4	3	0	3.52	5	1	0	0	2	1	5	8		
TOTAL	0	0	0/0	0	0	7.2	4	3	0	3.52	5	1	0	0	2	1	5	8		



### No. 21 Bryan Klendworth

OF 6-1 195 Sophomore Crystal Lake, Ill.

2014: Started 47 games; collected a team high 36 RBI's; had ten extra base hits and stole eleven bases.

YEAR	G	AB	R	H	2B	3B	HR	RBI	TB	BB	SO	SB	CS	SLG	AVG
2014	48	146	12	42	7	3	0	36	55	10	15	11	1	.377	.288
2015	5	16	3	6	1	0	0	4	7	2	2	3	0	.438	.375
TOTAL	53	162	15	48	8	3	0	40	62	12	17	14	1	.383	.296



### No. 22 Jonathan Hentschel

P 6-0 195 Freshman Midland, Mich.

Prepped at Midland High School in Midland, Mich. Played for American Legion Post 165 Midland Berryhill team that finished second at the American Legion World Series in Shelby, N.C.; started the national championship game.

YEAR	G	GS	CG	SHO	W	L	IP	R	ER	SV	ERA	AB	H	2B	3B	HR	HB	WP	BB	SO
2015	0	0	0/1	1	1	2.0	2	1	1	4.50	0	0	0	0	1	0	1	1		
TOTAL	0	0	0/1	1	1	2.0	2	1	1	4.50	0	0	0	0	1	0	1	1		



## No. 23 Stephen Martin

P 6-0 205 Senior Tampa, Fla.

2014: Played at Clearwater Christian College (Fla.). Named NCCAA DII All South Region; threw nine complete games with a career-best 2.72 ERA.

2013: Played at Clearwater Christian College (Fla.). Named to NCCAA DII World Series All-Tournament Team.

YEAR	G	AB	R	H	2B	3B	HR	RBI	TB	BB	SO	SB	CS	SLG	AVG
2015	0	0	0	0	0	0	0	0	0	0	0	0	0	.000	.000
TOTAL	0	0	0	0	0	0	0	0	0	0	0	0	0	.000	.000




## No. 24 Matt Warren

C 6-1 190 Freshman Merrillville, Ind.

Prepped at Merrillville High School, Merrillville, Ind. Selected All-Conference 2013 and honored with Team leadership award 2012 and 2013.

2014: Did not appear in any games

YEAR	G	AB	R	H	2B	3B	HR	RBI	TB	BB	SO	SB	CS	SLG	AVG
2015	0	0	0	0	0	0	0	0	0	0	0	0	0	.000	.000
TOTAL	0	0	0	0	0	0	0	0	0	0	0	0	0	.000	.000




## No. 25 Garret Bronkema

P 6-1 190 Freshman Edwardsburg, Mich.

Prepped at Edwardsburg High School in Edwardsburg, Mich. Named First Team All-Conference.

YEAR	G	GS	CG	SHO	W	L	IP	R	ER	SV	ERA	AB	H	2B	3B	HR	HB	WP	BB	SO
2014		0	0	0/0	0	0	0.1	1	0	0	0.00	0	0	0	0	0	1	0	2	1
TOTAL		0	0	0/0	0	0	0.1	1	0	0	0.00	0	0	0	0	0	1	0	2	1

## Player Profiles (continued)



### No. 26 Will Bates

INF 6-0 180 Freshman Jonesboro, Ark.

Prepped at Valley View High School in Jonesboro, Ark. Named All Conference twice; selected to Northeast Arkansas All-Star team; recipient of team's Silver Slugger award his senior year.

YEAR	G	AB	R	H	2B	3B	HR	RBI	TB	BB	SO	SB	CS	SLG	AVG
2015	0	0	0	0	0	0	0	0	0	0	0	0	0	.000	.000
TOTAL	0	0	0	0	0	0	0	0	0	0	0	0	0	.000	.000



### No. 27 Eric Douglass

P 6-1 170 Junior Indianapolis, Ind.

2014: Made his first career start against Judson (Ill.) on April 1 tossing four innings. Named CCAC All-Academic Team.

2013: Made his first career appearance against Southeastern (Fla.) on March 4.

YEAR	G	GS	CG	SHO	W	L	IP	R	ER	SV	ERA	AB	H	2B	3B	HR	HB	WP	BB	SO
2013	0	0	0/0	0	1	4.2	7	2	0	3.86	7	0	0	0	1	3	4	0		
2014	1	0	0/0	0	2	11.1	15	12	0	9.53	23	1	2	0	1	3	6	1		
TOTAL	1	0	0/0	0	3	16.0	22	14	0	7.88	30	1	2	0	1	6	1	2		




### No. 28 Parker Shelton

P 6-2 190 Junior Columbus, Ind.

2014: Appeared in a career high 13 games; earned a team-high two saves. Named to CCAC All-Academic Team.

2013: Picked up his first career win in relief against Hannibal-LaGrange (Mo.) on March 5.

YEAR	G	GS	CG	SHO	W	L	IP	R	ER	SV	ERA	AB	H	2B	3B	HR	HB	WP	BB	SO
2013	0	0	0/0	1	0	9.0	10	6	0	6.00	16	2	0	2	1	0	3	3		
2014	0	0	0/0	0	1	12.0	8	7	2	5.25	11	1	0	0	5	2	11	8		
2015	0	0	0/1	0	0	0	2	0	0	0.00	2	0	0	0	0	0	2	0		
TOTAL	0	0	0/1	1	1	21.0	21	13	2	5.57	29	3	0	2	6	2	16	11		



## No. 29 Blake Uhlman

P 6-3 180 Junior Tremont, Ill.

2014: Played at Illinois Central College (Ill.). Earned a team high five wins in nine starts carrying a 4.47 ERA.

YEAR	G	GS	CG	SHO	W	L	IP	R	ER	SV	ERA	AB	H	2B	3B	HR	HB	WP	BB	SO
2015	2	0	0/1	1	0	11.0	5	4	0	3.27	16	2	0	0	0	0	1	0	7	
TOTAL	2	0	0/1	1	0	11.0	5	4	0	3.27	16	2	0	0	0	0	1	0	7	



## No. 31 Madison Foster

P 5-10 190 Junior Indianapolis, Ind.

2014: Started 48 games; led the team with 57 hits, 10 doubles, three home runs, 19 walks and 34 runs scored; on the mound he carried a team best 2.57 ERA.

2013: Played in 27 games and batted .286; on the mound he posted a 4-3 record with two complete games

YEAR	G	AB	R	H	2B	3B	HR	RBI	TB	BB	SO	SB	CS	SLG	AVG
2013	27	63	16	18	5	1	0	8	25	10	9	2	2	.397	.286
2014	4	172	34	57	10	1	3	24	78	19	24	9	2	.453	.331
2015	4	16	2	3	1	0	0	1	4	1	1	2	0	.250	.188
TOTAL	79	251	52	78	16	2	3	33	107	30	34	13	4	.426	.311

YEAR	G	GS	CG	SHO	W	L	IP	R	ER	SV	ERA	AB	H	2B	3B	HR	HB	WP	BB	SO
2013	25	2	0/0	4	3	49.1	37	28	1	5.11	62	11	2	1	1	7	19	28		
2014	32	3	1/0	3	1	42.0	24	12	1	2.57	46	4	1	0	3	2	14	26		
2015	1	1	0/0	1	0	11.0	4	4	1	3.27	13	2	0	0	0	2	2	4		
TOTAL	58	6	1/0	8	4	102.1	65	44	3	3.87	121	17	3	1	4	11	17	58		



## No. 33 Tyler Crater

C 6-3 190 Sophomore Hampshire, Ill.

2014: Started 18 games; collected his first career hit against Robert Morris (Ill.) on March 22.

YEAR	G	AB	R	H	2B	3B	HR	RBI	TB	BB	SO	SB	CS	SLG	AVG
2014	28	63	5	11	1	0	0	5	12	5	10	6	1	.190	.175
2015	2	4	0	1	0	0	0	0	1	0	2	0	1	.250	.250
TOTAL	30	67	9	12	1	0	0	5	13	5	12	6	1	.194	.179



# 2015 Season Schedule

## FEBRUARY

8	9	10	11	12	13	Bethel University (Tenn.) 2 p.m.	14	Bethel University (Tenn.) (2) noon
15	16	17	18	19	20	Bethel University (Ind.) Nashville, Tenn. 2 p.m.	21	Bethel University (Ind.) (2) Nashville, Tenn. noon

## MARCH

1	2	3	4	5	6	7
8	9	10	11	12	13	14
TUSCON INVITATIONAL - SPRING BREAK TRIP 2014 (note: all times are Mountain Standard Time)						
15	16	17	18	19	20	21
		Roosevelt University (Ill.) (2)* 1 pm				Trinity International University (Ill.)* (2) 12:30pm
22	23	24	25	26	27	28
			Robert Morris University (Ill.) (2)* 5 pm		Trinity Christian College (Ill.)* 3:30 pm	Trinity Christian College (Ill.)* (2) 1 pm
29	30	31				
		Cardinal Stritch University (Wis.)* (2) 1:30 pm				

## APRIL

			1	2	3	Purdue University North Central (Ind.)* 3:30 pm	4	Purdue University North Central (Ind.) (2)* 12:30pm
5	6	7	8	9	10	Calumet College of St. Joseph (Ind.)* 3:30pm	11	Calumet College of St. Joseph (Ind.) (2)* noon
12	13	14	15	16	17	University of St. Francis (Ill.)* 3:30pm	18	University of St. Francis (Ill.) (2)* 12:30pm
19	20	21	22	23	24	Holy Cross College (Ind.)* 4 pm	25	Holy Cross College (Ind.)* (2) 11:30am
26	27	28	29	30				

## MAY

					1	CCAC Tournament	2	CCAC Tournament
3	4	5	6	7	8		9	
10	11	12	13	14	15		16	
17	18	19	20	21	22	NAIA World Series (Lewiston, Idaho)	23	NAIA World Series (Lewiston, Idaho)
24	25	26	27	28	29	NAIA World Series (Lewiston, Idaho)		



HOME GAME



AWAY GAME

\* = CCAC CONFERENCE GAME



NEUTRAL FIELD



# 2015 Roster

No.	Name	Pos.	Ht.	Wt.	Class	Hometown	B/T
-	Chris Rhynes	P	6-3	160	Freshman	Vista, Calif.	L/L
1	Caleb Gullede	OF	5-7	175	Junior	Spring Arbor, Mich.	R/R
2	Travis Hill	INF	5-11	180	Sophomore	Romeoville, Ill.	R/R
4	Gabe Sevigny	INF	5-11	165	Sophomore	Terre Haute, Ind.	R/R
5	Josh Altmann	INF	6-3	190	Junior	Homer Glen, Ill.	R/R
6	Jeff Szubert	INF	5-9	165	Freshman	Tinley Park, Ill.	R/R
7	Jordan Hayes	INF	6-0	170	Junior	St. Charles, Ill.	R/R
8	Ben Hill	C	6-1	170	Freshman	Grand Rapids, Mich.	R/R
9	Seth Tschetter	C	5-9	160	Senior	Plymouth, Mich.	R/R
10	Dave Cericola	P	5-7	150	Sophomore	Villa Park, Ill.	R/R
11	Stefan Sauder	C	5-7	150	Junior	Morton, Ill.	R/R
13	Kurtis Minton	C	6-0	160	Freshman	Decatur, Ill.	R/R
14	Nick Campe	P	6-2	180	Freshman	Manteno, Ill.	R/R
15	Jordan Wanner	P	5-9	155	Sophomore	Morton, Ill.	L/L
16	Aaron King	OF	5-10	170	Senior	Pekin, Ill.	R/L
17	Logan Pollei	OF	5-8	180	Junior	Wickenburg, Ariz.	R/R
18	Philip Steward	OF	6-1	185	Freshman	Bourbonnais, Ill.	R/R
19	Josh Hojnicky	P	6-2	180	Freshman	Lynwood, Ill.	R/R
20	Ken DeCook	P	6-3	170	Senior	Kankakee, Ill.	R/R
21	Bryan Klendworth	OF	6-1	195	Sophomore	Crystal Lake, Ill.	R/R
22	Jonathan Hentschel	P	6-0	195	Freshman	Midland, Mich.	R/R
23	Stephen Martin	P	6-0	205	Senior	Tampa, Fla.	R/R
24	Matt Warren	C	6-1	190	Sophomore	Merrillville, Ind.	R/R
25	Garret Bronkema	P	6-1	190	Freshman	Edwardsburg, Mich.	R/R
26	Will Bates	INF	6-0	180	Freshman	Jonesboro, Ark.	R/R
27	Eric Douglass	P	6-1	170	Junior	Indianapolis, Ind.	R/R
28	Parker Shelton	P	6-2	190	Junior	Columbus, Ind.	R/R
29	Blake Uhlman	P	6-3	180	Junior	Tremont, Ill.	R/R
30	Colt Wolfe	INF	6-3	215	Sophomore	Eaton Rapids, Mich.	R/R
31	Madison Foster	P	5-10	190	Junior	Indianapolis, Ind.	L/L
33	Tyler Crater	C	6-3	190	Sophomore	Hampshire, Ill.	R/R
35	Tanner McClain	C	5-10	165	Freshman	Gifford, Ill.	R/R



## Tigers in the Pros

The Tigers' most recent major league baseball (MLB) draftee, Ben Heller (2011 to 2014), is making the most of his opportunities. Currently, he pitches for the Lynchburg Hillcats, the Class A Full affiliate for the Cleveland Indians and a member of the Carolina League. He also spent time with the Lake County Captains (Class A Advanced) in summer 2014. He was drafted by the Indians in 2013 in the 22nd round with 651st pick.



**BEN HELLER**

Heller spent the 2014 season between two teams, appearing in 45 games (53.0 IP). He finished with a 5-1 record, five saves and 2.38 ERA. He struck out 81 batters, walked only 29, gave up 14 earned runs and opponents' batting average was .148. Following his breakout season with the Indians' affiliates, he was nominated — among nine others by the Indians Baseball Insider — for the 2014 Tony Award for Reliever of the Year.

Also following the 2014 season, he was named an Indians Organization All-Star by MiLB.com as the organization's relief pitcher. He was among 11 others to be named to the list, excluding honorable mention selections.

During his career with the Tigers, Heller was a CCAC Second Team All-Conference (2013), NCCAA All-American Honorable Mention (2013) and Daktronics-NAIA Scholar Athlete twice. He is second all-time in wins (26), strikeouts (260), innings pitched (301.1) and third in appearances (61). He is also tied for third all-time in strikeouts (85) in a season.

Ben Zobrist, a three-year (2000 to 2003) letter winner with the Tigers, was recently inducted into the ONU Athletics Hall of Fame and had his No. 12 retired by Head Coach Todd Reid and the baseball program during 2014 Homecoming weekend festivities.

Zobrist helped lead Olivet to a 120-39-1 record, three CCAC Championships and the program's first two NAIA World Series appearances in 2002 and 2003. He was a NAIA First Team All-American in 2003, an Honorable Mention in 2002 and was the CCAC Player of the Year in 2003. He still holds the records for the longest hitting streak at 25 games and is second in saves in a season with six. He finished with a career batting average of .376 with 65 runs scored and 65 RBIs, both good for top five in Tiger history for a season. He is the 2003 recipient of the NAIA's AO Duer Award, awarded annually to one male junior student-athlete who demonstrates character and citizenship. In 2014, he was inducted into the NAIA Hall of Fame, one of only two from Olivet Nazarene University.



**BEN ZOBRIST**

Drafted by the Houston Astros in 2004, he just finished his ninth season with the Tampa Bay Rays and recently on January 10, 2015 was traded to the Oakland Athletics in a five-player deal. As a professional, Zobrist is a two-time Major League Baseball (MLB) All-Star (2009 and 2013) and was named the Tampa Bay Rays Most Valuable Player by the Tampa Bay, Florida, Chapter of the Baseball Writers Association of America in 2009. He has also played in one MLB World Series (2008) and represented the United States in the 2013 World Baseball Classic. Most recently, he played among 29 players who represented Major League Baseball in the all-star postseason tour of Japan in fall 2014.

**Mike Overy, 1971 – Los Angeles Angels**

**Harry Perez, 1986 – San Diego Padres**

**Bob Gillund, 1986 – Atlanta Braves**

**Scott Goselin, 1986 – Atlanta Braves**

**Mike Walling, 1989 – Atlanta Braves**

**Mike Perea, 1990 – San Francisco Giants**

**Mike Badorek, 1991 – St. Louis Cardinals**

**Tom Waldrop, 1992 – Atlanta Braves**

**Ryan Lambert, 1992 – Pittsburgh Pirates**

**Jason Garrelts, 1994 – Florida Marlins**

**Ashanti McDonald, 1995 – Chicago Cubs**

**Alonso Ramirez, 1995 – Cleveland Indians**

**Dan Linton, 1996 – Independent**

**Bryan Batthauer, 2000 – Independent**

**Dan Heefner, 2001 – Independent**

**Matt Hines, 2001 – Chicago Cubs**

**Matt Schweitzer, 2003 – Kansas City Royals**

**Ben Zobrist, 2003 – Houston Astros**

**Rick Weber, 2005 – Independent**

**David Trivett, 2009 – Independent**

**Zach Williams, 2010 – Independent**

**Phil Colling, 2011 – Independent**

**Ben Heller, 2013 – Cleveland Indians**



# All-Time Program Statistics

## Season - Offense

### BATTING AVERAGE

Rank	Player	Avg.	Year
1.	B. Colling	.472	2001
2.	B. Batthauer	.451	2000
3.	P. Stanley	.448	1979
4.	D. Heefner	.436	2000
5.	S. DeHaan	.428	1996
	J. St. John	.428	1985

### HITS

Rank	Player	Hits	Year
1.	D. Heefner	99	2000
2.	B. Batthauer	87	2000
3.	M. Stalter	85	2004
	B. Colling	85	2001
4.	B. Colling	84	2003
5.	M. Stalter	80	2003
	G. Murphy	80	2000

### RUNS

Rank	Player	Runs	Year
1.	D. Heefner	74	2000
2.	B. Colling	72	2002
3.	J. Womack	67	2003
4.	B. Zobrist	65	2003
	B. Colling	65	2001
	B. Batthauer	65	2000
	G. Murphy	65	2000
5.	M. Stalter	62	2004

### HOME RUNS

Rank	Player	HR	Year
1	D. Heefner	22	2000
2	D. Heefner	16	2001
	T. Sykes	16	2003
3	T. Sykes	14	2002
	T. Sykes	14	2002
4	M. Conway	12	1983
	R. Kern	12	2013
5	B. Kayser	11	2000
	C. Hammett	11	2011

### RBI

Rank	Player	RBI	Year
1.	D. Heefner	102	2000
2.	T. Sykes	71	2003
3.	B. Batthauer	70	2000
4.	M. Stalter	66	2004
	B. Colling	66	2001
5.	B. Zobrist	65	2003

### STOLEN BASES

Rank	Player	SB	Year
1.	J. Fahy	45	2013
2	P. Colling	43	2008
3.	K. Davis	40	1990
4.	N. Jones	38	2011
	K. Davis	37	1989

### TOTAL BASES

Rank	Player	TB	Year
1.	D. Heefner	193	2000
2.	B. Colling	156	2001
3.	B. Colling	154	2003
4.	B. Batthauer	150	2000
5.	T. Sykes	130	2003
	D. Heefner	130	2001

### HITTING STREAK (Games)

Rank	Player	Games	Year
1.	B. Zobrist	25	2003
	B. Colling	25	2001
2.	B. Colling	24	2003
3.	T. Sykes	23	2001
4.	J. Procysen	17	2004
	M. Stalter	17	2004
5.	J. Womack	16	2004
	D. Zimmerman		

### HIT BY PITCH

Rank	Player	HBP	Year
1.	T. Allen	22	2009
2.	P. Franzen	20	2000
3.	D. McDonald	17	2005
	D. Schneider	17	2012
4.	C. Hammett	16	2011
	D. Hall	16	2011
	S. Breitzke	16	2012

## Career - Offense

### BATTING AVERAGE

Rank	Player	Avg.	Year
1.	M. Stalter	.404	2003-04
2.	D. Heefner	.402	2000-01
3.	J. Arisohn	.396	2005-06
4.	B. Colling	.387	2000-03
5.	B. Zobrist	.376	2001-03

### HITS

Rank	Player	Hits	Year
1	B. Colling	285	2000-03
2	B. Batthauer	226	1997-00
3	P. Smidt	212	2006-10
4	A. Perez	204	2010-13
5	T. Sykes	196	2001-03

### RUNS

Rank	Player	Runs	Year
1	B. Colling	211	2000-03
2	P. Colling	172	2006-10
3	A. Perez	161	2010-13
4	S. Davis	156	1983-86
5	G. Murphy	152	1998-01

**HOME RUNS**

Rank	Player	HR	Year
1	T. Sykes	44	2001-03
2	D. Heefner	38	2000-01
3	R. Kern	29	2010-13
4	B. Colling	26	2000-03
	B. Kayser	26	2000-02
5	C. Hammett	20	2009-11

**RBI**

Rank	Player	RBI	Year
1.	B. Colling	191	2000-03
2.	T. Sykes	180	2001-03
3.	D. Heefner	166	2000-01
4.	B. Batthauer	154	1997-00
5.	B. Zobrist	145	2001-03

**STOLEN BASES**

Rank	Player	SB	Year
1	J. Fahy	107	2010-13
2	K. Davis	89	1989-90
3	D. Schneider	83	2010-13
4	P. Colling	78	2006-10
5	D. Bricker	74	1978-81

**TOTAL BASES**

Rank	Player	TB	Year
1.	B. Colling	475	2000-03
2.	B. Batthauer	373	1997-00
3.	T. Sykes	368	2001-03
4.	D. Heefner	323	2000-01
5.	P. Smidt	304	2006-10

**HIT BY PITCH**

Rank	Player	HBP	Year
1.	D. McDonald	42	2002-05
2.	T. Allen	41	2007-09
3.	P. Franzen	37	1999-02
4.	G. Murphy	34	1998-01
5.	P. Smidt	29	2006-10

**Season - Pitching****ERA**

Rank	Player	ERA	Year
1	B. Gillund	1.14	1985
2	B. Streets	1.16	2010
3	K. Lasowski	1.27	2013
4	R. Weber	1.51	2005
5	D. Slack	1.53	1981

**WINS**

Rank	Player	W	Year
1.	M Schweitzer	15	2000
2.	R. Weber	12	2004
	B. Crist	12	2000

**STRIKEOUTS**

Rank	Player	K	Year
1.	M. Schweitzer	111	2000
2.	D. Slack	106	1981
	R. Weber	106	2005
3.	B. Drake	85	1983
	B. Heller	85	2012
4.	W. Velez	83	1985
5.	R. Weber	81	2004

**SAVES**

Rank	Player	SV	Year
1	K. Lasowski	11	2013
2	B. Zobrist	6	2002
	K. Lasowski	6	2012
3	C. Steinborn	5	2011
4	C. Steinborn	4	2010
5.	Seven tied at	3	(latest by T. Shore - 2010)

**INNINGS PITCHED**

Rank	Player	IP	Year
1.	M. Schweitzer	125.7	2000
2.	B. Crist	105.7	2000
3.	T. Shore	101.2	2011
4.	R. Weber	101.0	2005
5.	J. Fightmaster	97.2	2014

**COMPLETE GAMES**

Rank	Player	CG	Year
1.	T. Shore	14	2011
	M. Schweitzer	14	2000
2.	R. Weber	11	2004
	B. Crist	11	2000
3.	A. Churchill	10	2002
4.	B. Crist	9	2001
5.	J. Fghtmaster		

**APPEARANCES**

Rank	Player	App.	Year
1	C. Steinborn	24	2010
2	K. Lasowski	22	2013
	T. Shore	22	2010
3	M. Schweitzer	20	2000
	P. Griffin	20	2012
4	B. Gillund	19	1985
5	Five tied at	18	(latest by K. Lasowski - 2012)

**Career - Pitching**

# All-Time Program Statistics (continued)

## ERA

Rank	Player	ERA	Year
1.	R. Weber	1.56	2004-05
2.	D. Slack	2.07	1978-81
3.	T. Delamater	2.89	2005-06

## WINS

Rank	Player	Wins	Year
1	M. Schweitzer	29	1997-00
2	B. Heller	26	2010-13
	B. Crist	26	1998-01
3.	J. Fightmaster	25	2011-14
4.	N. Hinkle	24	2000-04
	C. Wiersema	24	1996-99
	C. Mast	24	2009-12

## STRIKEOUTS

Rank	Player	K	Year
1	M. Schweitzer	301	1997-00
2	B. Heller	260	2010-13
3	B. Drake	224	1981-84
4	B. Crist	214	1998-01
5	C. Wiersema	199	1996-99

## SAVES

Rank	Player	SV	Year
1	K. Lasowski	18	2010-13
2	C. Steinborn	12	2009-11
3	N. Hinkle	10	2000-04
4	B. Zobrist	8	2001-03
5	R. Weber	6	2004-05

## INNINGS PITCHED

Rank	Player	IP	Year
1.	M. Schweitzer	328.7	1997-00
2.	B. Heller	301.1	2010-13
3.	B. Crist	295.3	1998-01
4.	J. Fightmaster	293.1	2011-14
5.	S. Beckkam	261.0	2011-14

## COMPLETE GAMES

Rank	Player	CG	Year
1.	M. Schweitzer	30	1997-00
2.	B. Crist	23	1998-01
3.	C. Wiersma	19	1996-99
	R. Weber	19	2004-05
4.	L. Highley	17	2003-07
5.	A. Churchill	16	2002-03
	J. Fightmaster	16	2011-14

## APPEARANCES

Rank	Player	App.	Year
1.	N. Hinkle	69	2000-04
2.	K. Lasowski	63	2010-13
3.	B. Heller	61	2010-13
4.	S. Beckkam	58	2011-14
	B. Crist	57	1998-01

## Season - Defensive

### PUTOUTS

Rank	Player	PO	Year
1	R. Kern	454	2013
2	E. Procyshen	435	2005
3	R. Kern	430	2011
4	B. Kayser	425	2000
5	R. Kern	410	2012

### ASSISTS

Rank	Player	Assists	Year
1	M. Nastav	166	2005
2	P. Smidt	160	2010
3	A. Perez	156	2013
4	A. Perez	148	2011
5	B. Zobrist	147	2002

## 2014 Awards

### Rawlings-NAIA Baseball Gold Glove Team

Jonathan Fightmaster

### CCAC All-Conference First Team

Josh Altmann

Jonathan Fightmaster

### CCAC All-Conference Gold Glove Team

Jonathan Fightmaster

### NCCAA North Central All-Region Team

Josh Altmann

Jonathan Fightmaster

### NAIA Scholar-Athletes

Steven Beckham (second selection)

Jonathan Fightmaster (second selection)

Ryan Archer

Aaron King

Stefan Sauder

### CCAC All-Academic Team

Steven Beckham (third selection)

Jonathan Fightmaster (third selection)

Ryan Archer

Eric Douglass

Caleb Gullledge

Aaron King

Stefan Sauder

Parker Shelton

Matt Webber



# 2015 Season Results (as of 12/1/2014)

Date	Opponent	Score
10/3	at Indiana Wesleyan	w 10-4
10/4	at Indiana Wesleyan	w 4-0
10/10	ST. AMBROSE UNIV.	l 3-10
10/11	ST. AMBROSE UNIV.	w 5-3
10/11	ST. AMBROSE UNIV.	w 6-5

# = Tuscon Invitational (Arizona)  
 \* = CCAC Regular Season Game  
 ! = CCAC Tournament

x = Inactive

Player	avg	gp-gs	ab	r	h	2b	3b	hr	rbi	bb	hbp	so	sb-att
McClain	.059	5-5	17	0	1	0	0	0	1	1	0	4	0-0
Pollei	.313	5-5	16	2	5	3	1	0	2	1	0	3	1-1
Hayes	.278	5-5	18	2	5	0	0	0	1	0	2	0	1-1
Wanner	.474	5-5	19	3	9	2	0	0	5	0	0	0	0-0
Altmann	.412	5-5	17	4	7	1	0	0	2	4	0	2	1-2
Klendworth	.375	5-5	16	3	6	1	0	0	4	2	1	2	3-3
Wolfe - x	.267	5-4	15	3	4	1	1	0	6	0	2	1	0-0
Hill, B.	.111	4-3	9	0	1	0	0	0	0	2	1	1	0-0
Foster	.188	4-4	16	2	3	1	0	0	1	1	1	1	2-2
Szubert	.333	3-1	3	1	1	0	0	0	0	0	0	0	1-0
King, Aa.	.250	3-1	4	1	1	0	0	0	0	0	0	1	0-0
Steward	.333	3-0	3	0	1	0	0	0	0	0	0	1	0-0
Sauder	.000	3-0	0	5	0	0	0	0	0	0	0	0	1-1
Crater	.250	2-2	4	0	1	0	0	0	0	0	0	2	0-0
Gulledge - x	.000	1-0	0	1	0	0	0	0	0	0	0	0	0-0
Hill, T.	.000	1-0	0	1	0	0	0	0	0	0	0	0	0-0
Totals	.287	5	157	28	45	9	2	0	22	11	7	19	9-10
Opponents	.274	5	164	22	45	6	2	0	15	9	6	32	1-4

LOB - Team (33), Opp (33). DPs turned - Team (3), Opp (3). IBB - Team (3), Altmann 2, Foster 1. Picked off - Sauder 1, McClain 1.


Player	era	w-l	app	gs	cg	sh	sv	ip	h	r	er	bb	so
Hentschel	4.50	1-1	3	0	0	0	1	2.0	0	2	1	1	1
Foster	3.27	1-0	2	1	1	0	1	11.0	13	4	4	2	4
Uhlman	3.27	1-0	2	2	0	0	0	11.0	16	5	4	0	7
Cericola	3.27	1-0	2	2	0	0	0	11.0	8	6	4	2	16
Shelton	0.00	0-0	2	0	0	0	0	0.0	2	3	0	2	0
Hojnicki	3.86	0-0	1	0	0	0	0	2.1	2	1	1	0	2
Gulledge	0.00	0-0	1	0	0	0	0	4.1	4	0	0	0	1
Bronkema	0.00	0-0	1	0	0	0	0	0.1	0	1	0	2	1
Totals	3.00	4-1	5	5	1	1	2	42.0	45	22	14	9	32
Opponents	4.72	1-4	5	5	2	0	0	40.0	45	28	21	11	19

Pickoffs - Team (2), Hentschel 1, Uhlman 1, Opp (2). SBA/ATT - Uhlman (1-4), Hill, B. (1-4).

Score by innings	1	2	3	4	5	6	7	8	9	EX	Total
Olivet Nazarene Univ	0	7	5	0	7	3	0	5	0	1	28
Opponents	2	2	8	0	1	1	7	0	1	0	22

Win-loss breakouts: Day 3-1; Night 1-0; vs Left 1-1; vs Right 3-0;  
 1-run games 1-0; 2-run games 1-0; 5+run games 1-1; Extra inns 1-0; Shutouts 1-0.  
 Current streak: Won 2; Longest winning streak: 2; Longest losing streak: 1.  
 Attendance: Home 423 (avg 141); Away 350 (avg 175); Total 773 (avg 154).





OFFICE OF ATHLETICS

OLIVET NAZARENE UNIVERSITY  
ONE UNIVERSITY AVENUE  
BOURBONNAIS, ILLINOIS 60914

815-939-5372 | [www.olivet.edu](http://www.olivet.edu)